

A revolution in UML tool use?

Tool adaptation, extension and integration using XMI

Perdita Stevens



University of Edinburgh

<http://www.dcs.ed.ac.uk/home/pxs>

Slide 1

Copies of slides

I have probably changed the slides since I provided the version for duplication. A fully up-to-date copy is available from

<http://www.dcs.ed.ac.uk/home/pxs/XMI>

(no later than Wednesday 10th October).



Slide 2

What kind of tutorial is this?

Not finished, tried-and-tested “do it this way and all will be well”.

Rather, discussion of a set of problems and a technology that can form part of a solution.

The beginning of an interesting story, not the end.

Feel free to ask questions and offer comments as we go.



Slide 3

Plan

Four parts, the middle two being the largest:

1. Introduction
2. The XMI technology
3. Putting it together: using XMI to solve problems
4. Beyond the technical: issues in fitting with good software development processes



Slide 4

Introductions...



Slide 5

For many organisations, commercial
UML tools are not worth their prices.



Slide 6

Do you agree?

Do you use a UML tool?

Which one? How did you choose?

What do you like about it?

What do you hate about it?

How much is it used and by whom?

Introduction



Slide 7

UML tools state of the art

Current UML tools can help with:

- the mechanics of drawing and exporting UML diagrams
- eliminating errors
 - (some) syntactic errors in individual diagrams
 - (some) consistency errors between diagrams
- model- and document- linking, report generation, CM
- code generation and reverse engineering; limited simulation
- metric collection

Introduction



Slide 8

Current integration issues

Picking out the most relevant points:

- model- and document- linking, report generation, CM
- code generation and reverse engineering

Several of the largest tool vendors have put much emphasis on tool integration.

Good, provided you're happy with the tools your vendor considered and the kind of integration they support.

Introduction



Slide 9

Why isn't this enough?

Why do tools so often gather electronic dust?

- they're better at post hoc recording of design than at helping with design (but that's a another talk...);
- it takes too much effort to keep UML models and other documentation in step, and can tie you to one tool;
- they're hard to integrate with your own other tools and processes.

XMI is just one step in addressing this problem – but an important one.

Introduction



Slide 10

Models are not malleable

Programmers can **easily** manipulate their code **in minutes or hours**, e.g. from my own experience

- “grep”ing to find relevant sections of code quickly;
- writing small scripts to find/correct minor problems;
- extracting comments and formatting them for use in an in-house, non-standard help system;
- extracting information about method signatures etc. for insertion in documentation.

Introduction



Slide 11

And this matters because...?

Why should we care that models are not malleable, tractable?

Because this is what lies behind the rush to code and behind the mistrust of modelling.

If developers are to *trust* their models, they need to *own them, hit their heads against them, falsify them.*

There is no fundamental reason why this has to imply UML as programming language.

Indeed, there are good reasons why it should not.

Introduction



Slide 12

Claim

If Model-Driven Architecture is to become a reality, this situation will need to change.

Fortunately, we have the technology.

Introduction



Slide 13

Take-home slogan

We're used to easy things involving UML models being hard.

XMI can help make easy things easy

(and some hard things possible: a few words about that at the end)

Introduction



Slide 14

The XMI technology

Slide 15

What is XMI?

XMI = XML(-based) Metadata Interchange Format (OMG standard)

XML = eXtensible Markup Language (W3C standard)

“The main purpose of XMI is to enable easy interchange of metadata between modeling tools (based on the OMG UML) and between tools and metadata repositories (OMG MOF based) in distributed heterogeneous environments.”

But actually, it can do a lot more than that.

XMI technology



Slide 16

Necessary background

Before we can talk about how XMI can help we need to review the basic technologies involved in UML and XML.

I assume that probably:

- everyone knows what UML is!
 - but that perhaps not everyone knows how it's defined?
- everyone has heard some XML hype
 - but that perhaps not everyone has delved behind it?

XMI technology



Slide 17

How UML is defined

Two main chapters within the OMG UML standard:

- Notation Guide : informal explanation of notation (concrete syntax) and its connection to abstract syntax.
- Semantics : *semi-formal specification of abstract syntax*, plus further explanation of semantics.

Semantics takes precedence over Notation Guide in cases of conflict – theoretically.

Plus: definition of the Object Constraint Language (OCL).

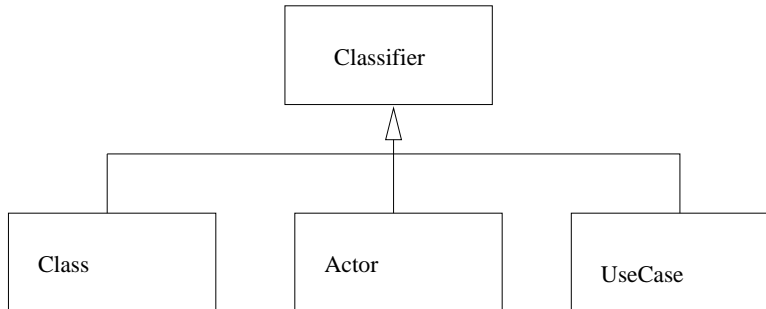
XMI technology



Slide 18

UML semantics document: syntax

The **abstract syntax** describes (in UML!) the relationships between kinds of UML model elements (the *metamodel*). For example, use cases, actors and classes are all said to be examples of classifiers:



XMI technology



Slide 19

Syntax/Semantics

Syntax specifies what utterances are legal

(Various levels are possible, and being legal does *not* generally imply being sensible... decidability issues. *Judge a syntax by how effectively it eliminates nonsense.*)

Semantics specifies what legal utterances mean

(Whatever that means! *Judge a semantics by what it lets you do.*)

Pragmatics describe how people use the utterances in practice

XMI technology



Slide 20

Just enough XML

XML stands for

eXtensible *Markup* Language

but it's more revealing to think of it as

(eXpressive?) *META* Language

Its strength is that you can easily use it to define simple languages for
describing domain-specific structured data.

XMI technology



Slide 21

XML documents are trees...

described as plain text. e.g.

```
<XMI.header>
  <XMI.documentation>
    <XMI.exporter>Together</XMI.exporter>
    <XMI.exporterVersion>4.0</XMI.exporterVersion>
  </XMI.documentation>
  <XMI.metamodel xmi.name = 'UML' xmi.version = '1.1' />
</XMI.header>
```

XMI technology



Slide 22

Defining languages in XML

To define a domain specific XML language you record which XML documents are valid *in your context* by defining a DTD or schema.

Good simplicity/power tradeoff is XML's secret of success:

- XML tools (parsers, editors,...) only have to understand XML; they don't *have* to know anything about your particular XML language.
- Or they may: e.g. a validating parser checks that a document matches its DTD as well as checking that it's proper XML.

XML technology



Slide 23

UML + XML = ?

So a UML model is not just boxes and lines: it's *structured data*, structured according to the UML metamodel.

For example, if there's a generalization there must be two generalizable elements, the subtype and supertype.

XML is a way of defining languages of structured data.

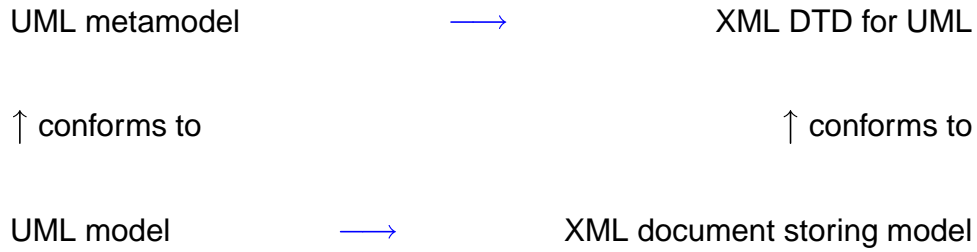
So they are a natural match. But how do they fit together?

XML technology



Slide 24

Matching UML and XML



Right hand side is much less expressive

XMI technology



Slide 25

Homing in on XMI

XMI = XML Metadata Interchange

an OMG standard.

Most importantly,

XMI is a way to save UML models in XML.

In fact it's more general.

UML is a MOF-based metamodel;

XMI shows how to save any MOF-based metamodel in XML

XMI technology



Slide 26

Short digression on MOF

MOF = Meta Object Facility

an OMG standard

MOF is a simple language for defining languages, e.g., UML.

(Strictly UML's metamodel does not fit MOF exactly, so UML also has a *interchange metamodel* which does – hack!)

MOF looks remarkably like a small subset of UML; notated with UML.

XMI technology



Slide 27

OMG 4 level metamodel architecture

META-LEVEL	MOF TERMS	EXAMPLES
M3	meta-metamodel	“MOF Model”
M2	meta-metadata metamodel	UML Metamodel
M1	metadata model	UML Models
M0	data	Modelled systems

XMI technology



Slide 28

Why isn't MOF just the same as UML?

From OMG-MOF1.3

The key differences are due to different usage scenarios of MOF and UML. The MOF needs to be simpler, directly implementable, and provide a set of CORBA interfaces for manipulating meta objects. The UML is used as a general-purpose modeling language, with potentially many implementation targets.

MOF provides an "open-ended information modeling capability."

XMI technology



Slide 29

Where does Model-Driven Architecture fit in?

I *think* MDA will make today's topic more important than ever.

http:

[//www.omg.org/mda/faq_mda.htm#whatismda:](http://www.omg.org/mda/faq_mda.htm#whatismda)

A complete MDA specification consists of a definitive platform-independent base UML model, plus one or more platform-specific models (PSM) and interface definition sets, each describing how the base model is implemented on a different middleware platform.

XMI technology



Slide 30

Back to XMI

So, XMI is an attempt to take full advantage of

- UML's world dominance
- UML's definition in MOF
- XML's world dominance

and produce *a standard way to save UML models in XML*, in order to provide modellers with the ability to *move UML models between tools*.

(Extras for free: e.g. same for any other MOF-based language.)

XMI technology



Slide 31

What's in XMI1.1?

- Design principles.
- A set of XML Document Type Definition (DTD) production rules for transforming MOF based metamodels into XML DTDs.
- A set of XML Document production rules for encoding and decoding MOF based metadata.
- (Concrete DTDs for UML and MOF.)

Does allow for extensions, incomplete models etc.

XMI technology



Slide 32

And that means for UML...?

Because you can look up or down the metamodel architecture,

UML can be regarded as:

- an XML document that conforms to a DTD describing MOF;
- an XML DTD to which UML models must conform.

The latter is the more important for our purposes.

XMI technology



Slide 33

Concretely, what is XMI for UML?

1. A way of turning UML models into XML documents
2. and a DTD that those documents should conform to.

UML1.4 (released Feb 2001) includes an official UML DTD.

UML1.3 did not, and that's a problem, though not necessarily a show-stopper.

XMI technology



Slide 34

Caveats

1. XMI/UML are co-evolving and settling down.

Different combinations of UML versions and XMI versions exist:
only an exact match will enable tool-to-tool interchange.

XMI1.0, 1.1

UML1.1, 1.3, (1.4)

2. XMI doesn't (yet) specify how to record graphical information;
tools do this differently.

More on limitations and future hopes towards the end.

XMI technology



Slide 35

Putting it together: using XMI to solve
problems

Slide 36

Using XMI for UML

1. Most obvious use: interoperability of UML tools.
2. Currently active: “heavyweight” interoperability of tools for different purposes, e.g., UML tools with requirements management tools
3. Less noticed so far: “lightweight” tool interoperability, mini-tools, direct model analysis and manipulation.

The final point is what I want to focus on today.

It provides modellers with powers that programmers take for granted.

Using XMI



Slide 37

Examples

We'll consider three example tasks:

- synchronisation of model with documentation
- analysis of a model
- integration of a UML tool with a third party tool

We'll go on to consider some of the issues that can make life harder:
how to deal with very large models, and how to alter models.

Using XMI



Slide 38

Example 1: produce HTML from XMI

Start with your UML model saved as an XMI file.

In XSL (XML Style Language) write a pattern-matching style sheet saying what information to extract from the XMI document and how to turn it into HTML.

For example, produce automatically updated web pages detailing the attributes and operations of each class.

A full tutorial description of this is at

<http://www.objectsbydesign.com>. [...]

Using XMI



Slide 39

Limitations of the XSL approach

Good where the structure of the target document closely matches (part of) the structure of the source document.

But

- never intended to be a general purpose scripting language
- scripts with much control flow can be clumsy, hard to read
- performance problems, at least with naive approaches

Beware tasks that turn out to be more complex than you thought, where XSL turns out not to be the right tool part way through!

Using XMI



Slide 40

Alternatives

1. Your favourite general purpose language, with an XML parser written for that language (almost all have them).
It helps if the language has good file and text processing facilities.
My favourite is Perl so that's what remaining examples will use.
2. A special purpose XML programming language, e.g. XDuce.
Research prototypes at present, but worth watching.

Using XML



Slide 41

What languages do you like to use, for XML or at all?

What XML tools/techniques do you know?

How do you see them working with UML models?

Using XML



Slide 42

Example 2: simple model analysis

Identifying public attributes of classes in a UML model.

Perl, with a plain XML parser as the only addition.

30-odd lines; totally straightforward (if you're familiar with references and data structures in Perl!)

[There are many ways of doing this task of course; open question is what support beyond the XML parser is most useful.]

Using XML



Slide 43

The general technique

The XML parser returns a tree; specifically, a pair

$(tag, content)$

for the top level of the document, where *content* is in detail

$(attributes, (tag, content)^*)$

Use two mutually recursive functions to walk down the tree, picking out the information we need.

(This applies to any problem, not just this one.)

Using XML



Slide 44

Chunk 1: setup

```
#!/usr/local/bin/perl
use XML::Parser;
my $file = shift;
die "Can't find file \"$file\""
    unless -f $file;
my $parser = new XML::Parser
    (Style => Tree,
     ErrorContext => 2);
my $pairref = $parser->parsefile($file);
```

Using XMI



Slide 45

Chunk 2: abbreviations and kickoff

```
$VISIBILITY =
'Foundation\Core\ModelElement\visibility'
$CLASS = 'Foundation\Core\Class$';
$NAME =
'Foundation\Core\ModelElement$name$';
$ATTRIBUTE = 'Foundation\Core\Attribute';

mypair(undef, undef, @$pairref);
```

Using XMI



Slide 46

Chunk 3: start of sub mypair {

```
my ($recclass, $recattr, $tag, $content)
    = @_;
return $content unless $tag;
if ($tag=~/$ATTRIBUTE/) {
    my $attr = {};
    myarray($recclass, $attr, @$content);
    print "$$attr{name}... $$recclass{name}"
        if $$attr{visibility} =~ 'public';
}
```

Using XMI



Slide 47

Chunk 4: middle of sub mypair {

```
elsif ($tag=~/$VISIBILITY/ && $recattr)
    { $$recattr{visibility} =
        ${ $$content[0] }{ 'xmi.value' }; }
elsif ($tag=~/$NAME/ && $recattr)
    { $$recattr{name} = @$content[2]; }
```

Using XMI



Slide 48

Chunk 5: end of sub mypair {

```
elseif ($tag=~/$CLASS/)
  {myarray({}, $recattr, @$content);}
elseif ($tag=~/$NAME/) {
  $$recclass{name} = @$content[2]
  unless $$recclass{name};
}
else {
  myarray($recclass, $recattr, @$content);
}
```

Using XMI



Slide 49

Chunk 6: roll down the tree

```
sub myarray {
  my ($class, $attr, $attributes, @rest)
    = @_;

  while (@rest) {
    mypair ($class, $attr,
            shift @rest, shift @rest);
  }
}
```

Using XMI



Slide 50

Review of technique

We used an XML parser to analyse the XMI file recording the model.

Then we wrote a simple script to walk down the tree gathering the information we needed.

In this case, all we wanted to do was print it out.

(Yes, there are much easier ways of doing that *particular* task! I was just trying to illustrate the generate technique.)

Using XMI



Slide 51

Example 3: tool integration

e.g. the Edinburgh Concurrency Workbench (CWB), for exploring behaviour as expressed in state machines.

General idea:

- extract information from the XMI file,
- process it appropriately
- write an input file for the CWB

(Beyond the scope of this introduction: also, use the CWB to add information into the XMI file: two-way integration.)

Using XMI



Slide 52

General technique

Very similar to what we did before, but can't deal with the information we find quite as locally.

We build up data structures to record the information as we find it, then use these at the end to write the CWB input file.

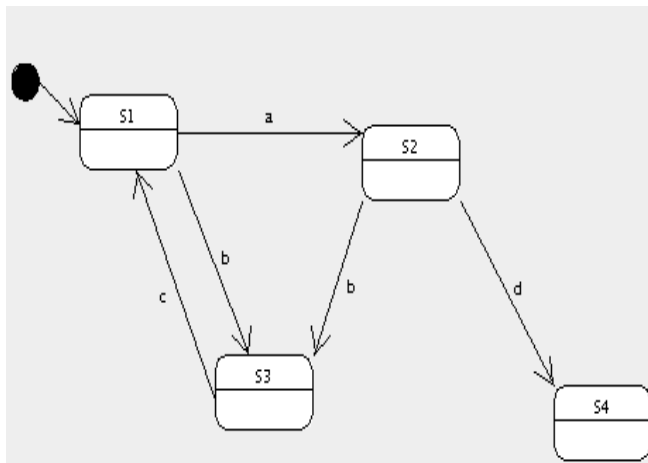
136 lines; details at the XMI Hackers' Homepage.

Using XMI



Slide 53

E.g., script translates this...



Using XMI



Slide 54

...to this

```
agent S3 = c.S1;  
agent S4 = 0;  
agent S1 = a.S2 + b.S3;  
agent S2 = b.S3 + d.S4;
```

i.e. an input file for the Edinburgh Concurrency Workbench.

Details of this particular translation don't matter: the point is that I could *easily* extract from the model what was relevant to my needs and reformat it appropriately.

Using XMI



Slide 55

Getting more ambitious

We're talking today about small-scale XMI programming, but same principles may apply to open, community based efforts.

E.g. **DEGAS**, Design Environment for Global Applications

3 year EU project starts January 2002.

Verona, Pisa, TU Denmark, Edinburgh, Motorola, Omnys

XMI-based architecture connecting standard UML tools with formal tools for performance and security.

!!! Job for researcher on UML/XMI side in Edinburgh !!!

Using XMI



Slide 56

What possibilities do you see?

Using XMI



Slide 57

Kinds of tool integration

- data integration
- control integration
- presentation integration
- process integration

Data integration, the level of XMI, is comparatively easy to agree on and provides low coupling between tools, but is seriously limited.

(Good source: Brown et al. *Principles of CASE tool integration*)

Using XMI



Slide 58

Limitations and technical problems

Using XML



Slide 59

Large models

The examples we have used so far involve parsing the whole XML file and building a tree in memory before proceeding: impractical with very large models. Alternatives include:

1. Keep the basic “explore a tree” model, but let the tree in question represent a small relevant part of the document, not the whole thing. In Perl, XML::Twig supports this view.
2. More radically, choose a different processing model: event-driven parsing, SAX...

Using XML



Slide 60

Altering models

This is a problem at present because XMI doesn't have a standard way to store graphical information.

Options include:

- understand how your tool does it and develop a tool-specific solution;
- stick to very simple alterations, e.g. putting information into names of elements, which can normally be done without difficulty.

The situation should improve with UML2.0

Using XMI



Slide 61

Beyond the technical: issues in fitting
with good software development
processes



Slide 62

XMI in the development process

I've spent most of the session talking about the benefits that may accrue from XMI: developers have more power than they have had to integrate the use of a UML tool into the development process.

Power is always dangerous!

Let's consider the risks too, and their mitigation.

Beyond the technical



Slide 63

Risks

Rapidly developed scripts may

- contain bugs
- rely heavily on assumptions about the environment in which they're used

For example, it's natural to develop a script by inspecting an XMI file exported by your tool. This is programmer-time efficient, but may mean the resulting script works only for your current tool.

Is this a problem?

Beyond the technical



Slide 64

Contexts of XMI use

Must notice I've been talking about two kinds of development here:

1. development that, while cheap, would go through the usual software process: e.g. model-document linking, tool integration
2. guerrilla programming, the kind of thing that a developer might do alone to make his/her life easier

Both have their place – the main danger is uncontrolled migration of a script from being type 2 to being type 1!

Beyond the technical



Slide 65

Dependability

Risk may be acceptable if the alternative is:

- doing the same task by hand: boring repetitive tasks are also error-prone
- doing something that takes much longer
- failing to integrate valuable tools

This is the same kind of trade-off you already do in other circumstances.

Beyond the technical



Slide 66

XMI is not just for easy things

For example, if you use an unpopular programming language your UML tool does not have code generation built in.

But once the information of your UML model is recorded in an XMI file, anyone can develop a code generator for your language – not just your UML tool vendor.

Definitely a type 1 tool though! And for most organisations, uneconomic to develop until XMI adoption is more standard and reliable than it is today.

Beyond the technical



Slide 67

Open tools

I've put the emphasis on what a developer can do quickly, alone.

But remember you don't have to do it all yourself: XMI is an open standard.

Perhaps the future lies in individuals sharing mini-tools that help them.

This will probably work best if the tools shared each do one thing, well.

I am beginning to collect such resources at

<http://www.dcs.ed.ac.uk/home/pxs/XMI/>

Beyond the technical



Slide 68

Conclusion

XMI can help to put you in charge of your UML tool,
instead of the other way round.

More work needs to be done on how best to support the use of XMI,
to maximise the benefits and minimise the risks.

Some good things can already be done. Others are in the future.

Conclusion



Slide 69

More information: books

- David Carlson, Modeling XML Applications with UML
- Steve Brodsky's forthcoming (2002) book on XMI in Java
- mine (2002) on using XMI to get more value from UML tools

If you might be interested in commenting on drafts of my book, please
send me email: perdita@stevens-bradfield.com

Conclusion



Slide 70

More information: web

Links to all the other XMI sites I know of are on my new webpage

The XMI Hackers' Homepage

`http://www.dcs.ed.ac.uk/home/pxs/XMI/`

More things are gradually appearing there too... e.g., the slides I've used today will be there from next Wednesday.

Conclusion



Slide 71

The End

Thank you for being here.

Any more questions?



Slide 72