

Inductive learning of answer set programs for autonomous surgical task planning

Application to a training task for surgeons

Daniele Meli · Mohan Sridharan · Paolo Fiorini

Received: date / Accepted: date

Abstract The quality of robot-assisted surgery can be improved and the use of hospital resources can be optimized by enhancing autonomy and reliability in the robot's operation. Logic programming is a good choice for task planning in robot-assisted surgery because it supports reliable reasoning with domain knowledge and increases transparency in the decision making. However, prior knowledge of the task and the domain is typically incomplete, and it often needs to be refined from executions of the surgical task(s) under consideration to avoid sub-optimal performance. In this paper, we investigate the applicability of inductive logic programming for learning previously unknown axioms governing domain dynamics. We do so under answer set semantics for a benchmark surgical training task, the ring transfer. We extend our previous work on learning the immediate preconditions of actions and constraints, to also learn axioms encoding arbitrary temporal delays between atoms that are effects of actions under the event calculus formalism. We propose a systematic approach for learning the specifications of a generic robotic task under the answer set semantics, allowing easy knowledge refinement with iterative learning. In the context of 1000 simulated scenarios, we demonstrate the significant improvement in performance obtained with the learned axioms compared with the hand-written ones; specifically, the learned axioms address some critical issues related to the plan computation time, which is promising for reliable real-time performance during surgery.

Keywords Inductive logic programming · Surgical robotics · Answer set programming

This project has received funding from the European Research Council (ERC) under the European Union's Horizon 2020 research and innovation programme under grant agreement No. 742671 (ARS).

D. Meli and P. Fiorini
Department of Computer Science, University of Verona, strada Le Grazie 15, Verona 37135, Italy
E-mail: {daniele.meli;paolo.fiorini}@univr.it

M. Sridharan
School of Computer Science, University of Birmingham, Edgbaston, Birmingham B152TT, UK
E-mail: m.sridharan@bham.ac.uk

1 Introduction

In the last few decades, robots have been used in operating rooms to assist surgeons in performing minimally invasive surgery, improving the precision of surgeons and the recovery time of patients [32, 49]. At present, surgeons use a console to tele-operate patient-side manipulators. One long-term goal of research in surgical robotics is the development of robot systems capable of executing a surgical operation, or at least a part of it, with minimal supervision of a human expert [8, 38]. Such robot systems can boost safety, optimize resource usage, and reduce patient recovery time, surgeon fatigue, and hospital costs [50]. The complexity of surgical scenarios makes it difficult to encode comprehensive domain knowledge or provide many labeled training examples. Hence, autonomy requires the robot to reason with incomplete commonsense domain knowledge, and adapt automatically to variations in the surgical scenario and individual patients. In [18] we proposed a framework for surgical task execution that integrated logic-based reasoning about task-level actions with adaptive motion planning and control. This task-level reasoning was based on Answer Set Programming (ASP), a non-monotonic logic programming paradigm [15]. Logic programming can encode high-level specifications and constraints extracted from expert knowledge on the behavior of the robot system, in order to provide reliable operation in dynamic domains. Moreover, the non-monotonic logical reasoning capability of ASP, i.e., the ability to retract previously held beliefs, is important in robotics applications. A key limitation of our prior framework was that it assumed comprehensive knowledge of the task and domain in terms of domain attributes (e.g., object properties) and axioms governing domain dynamics (e.g., constraints, and action preconditions and effects). This is not feasible in practical robotics domains, especially in surgical scenarios that are characterized by high variability in the patient’s anatomy.

In this paper, we focus on the problem of learning previously unknown task-level knowledge from a small number of example executions of a benchmark surgical training task, the ring transfer task, executed with the da Vinci[®] robot from Intuitive Surgical. We build on our recent proof of concept exploration of the use of inductive logic programming (ILP) to learn previously unknown axioms governing domain dynamics in answer set semantics [34]. In that work, learned axioms represented action preconditions and executability constraints, and learning was based on four example executions. In this paper, we significantly extend this idea to consider temporal relations between domain attributes, learning previously unknown axioms representing the delayed effects of actions. To do so, we reformulate the axioms in [18] using the principles of event calculus, a state of the art temporal logic formalism to represent a system’s reaction to events [20, 24]. This integration of ILP and event calculus supports fast learning with standard hardware resources.

The remainder of this paper is organized as follows. Section 2 reviews the state of the art in surgical process modeling and learning of domain knowledge. Next, Section 3 describes the ring transfer task and its original hand-written ASP encoding, introducing the new event calculus formalism for the effects of actions. Section 4 formalizes the ILP task under the answer-set semantics. Section 5 presents the results of evaluating our approach for learning axioms in simulated scenarios requiring coordination of different action sequences. Finally, Section 6 describes the conclusions and future research directions.




Fig. 1: Standard granularity levels of surgical processes, as described in [27].

2 Related work

Building a surgical process model (SPM) requires the designer to choose the level of granularity at which the task is to be analyzed. We use the definition of granularity (for surgical processes) provided in [27] and shown in Figure 1. Learning an SPM for tasks involving motion is challenging since surgical gestures present high variability [41]. Hence, statistical methods such as Markov models [31, 48, 27] are typically used to infer a motion-level SPM.

In this paper, we focus on learning SPMs at a coarser granularity, i.e. at the level of relations between activities (or actions) that constitute a surgical step or phase. An action is an elementary motion associated with semantics; it specifies, for example, the arm and the surgical tool to be used to perform this action. The sequence of actions is affected by the variations in the anatomical conditions. Bayesian networks (BNs) represent the state of the art for learning SPMs at this granularity [5, 9]. Recurrent (deep) neural networks have also been explored, exhibiting improvement in the accuracy at the expense of increased computational effort during training [12]. Since surgical tasks typically involve a transition between a sequence of states, a hidden Markov model has been used to model the surgical training task of ring transfer, which involves cooperation between a human and a robot [4]. However, even a simplified version of this training tasks required 80 labeled human executions for training, making scalability to more complex tasks challenging. Another key limitation of many statistical methods is that they generate black-box models that do not provide any guarantees in terms of correctness and soundness, affecting the reliability of the surgical system. On the other hand, logic-based formalisms for representing and reasoning with domain knowledge inherently provide correctness guarantees [41], and they make the underlying reasoning more transparent. However, such logic-based formalisms for the ring transfer task have required comprehensive domain knowledge to be encoded a priori [18, 19], which is difficult to do in more complex surgical scenarios.

There are many methods in AI for learning domain knowledge. Examples include the incremental revision of action operators represented in first-order logic [17], the expansion of a theory of actions to revise or inductively learn ASP system descriptions [3], and the combination of non-monotonic logical reasoning, inductive learning, and relational reinforcement learning to incrementally acquire previously unknown actions and their preconditions and effects [47]. Previously unknown axioms governing domain dynamics have also been learned using decision tree induction in a framework that combines ASP-based non-monotonic logical reasoning with deep learning for scene understanding [36, 37]. These approaches may be viewed as instances of interactive task learning, a general framework for acquiring domain knowledge using labeled examples or reinforcement signals obtained from domain observations, demonstrations, or human instructions [26].

Our framework for learning domain knowledge uses ILP to learn previously unknown domain axioms represented as ASP programs. ILP was developed to sup-

port learning from a limited set of labeled examples [40]. It has been used by an international research community in different domains, e.g., to identify a driver’s cognitive stress and distraction [35]; for event recognition in city transport [21]; and to learn logic programs in robotics [10]. ILP has also been successfully applied to the learning of programs based on the paradigm of event calculus [39], but providing the event calculus specification of any non-trivial task or domain can be challenging. Methods have been developed for automated, scalable, and incremental learning of event calculus definitions [1, 23]. ILP has also been used to support learning in non-monotonic logic programs [30] and probabilistic logic programs [11]. In complex domains such as surgical robotics, learning with probabilistic logics is computationally challenging [42], but non-monotonic logical reasoning is still necessary. We thus choose to build on ILASP, an implementation of ILP for learning domain axioms under answer set semantics [28]. ILASP provides key advantages in comparison with other ILP-based approaches for learning axioms. For example, it supports faster learning than Inspire [46], another system based on answer set semantics, because it has fewer hyper-parameters. Although ILASP (by itself) does not support Inspire’s ability to automatically create and generalize predicates to obtain shorter axioms, this limitation can be partially overcome with an iterative version of ILASP. In addition, it has been shown [28] that ILASP is more general than XHAIL [43], a state of the art tool for inductive learning of event calculus-based axioms, and its competitor ILED [22]. It also guarantees some appealing properties that are discussed in Section 4.

3 Original ASP encoding of the ring transfer task

Figure 2 shows the setup for the illustrative surgical training task of ring transfer. The objective is to place colored rings on pegs of the corresponding color using the two patient-side manipulators (PSM1 and PSM2) of the da Vinci[®] robot. Each PSM can grasp any reachable ring and place it on any reachable peg; reachability is determined by the relative position of rings and pegs with respect to the center of the base. Pegs can be occupied by other rings and must be freed before placing the desired ring on it. Also, rings may be on pegs or on the base in the initial state, i.e., some rings may need to be extracted before being moved.

We describe the ring transfer task in an established format for answer set programming (ASP) [6]. ASP is a declarative language that can represent recursive definitions, defaults, causal relations, and constructs that are difficult to express in classical logic formalisms [15]. It encodes concepts such as *default negation* (negation by failure) and *epistemic disjunction*, e.g., unlike “ $\neg a$ ”, which implies that “*a is believed to be false*”, “*not a*” only implies “*a is not believed to be true*”, i.e., each literal can be true, false or unknown. ASP supports non-monotonic logical reasoning, i.e., adding a statement can reduce the set of inferred consequences. Modern ASP solvers support efficient reasoning with large knowledge bases or incomplete knowledge, and are used by an international research community [13].

A domain’s description in ASP comprises a *system description* \mathcal{D} and a *history* \mathcal{H} . \mathcal{D} comprises a *sorted signature* Σ and axioms. Σ comprises *basic sorts* arranged hierarchically; *statics*, i.e., domain attributes whose values do not change over time; *fluents*, i.e., domain attributes whose values can be changed; and *actions*. Domain attributes and actions are defined in terms of the sorts of their arguments. Fluents




Fig. 2: Setup for the ring transfer task. The dashed line marks the reachability regions for the two PSMs of the da Vinci[®] robot.

can be inertial (i.e., those that obey inertia laws and whose values are changed directly by actions) or defined (i.e., those that do not obey inertia laws and whose values are not changed directly by actions). Variables and object constants are *terms*; terms with no variables are *ground*. A predicate of terms is an *atom*; it is *ground* if all its terms are ground. An atom or its negation is a *literal*. For the ring transfer task, statics include `location` (including instance `center`), `object` (with sub-sorts `ring` and `peg`), the robot’s arm (with instances `psm1` and `psm2`), the `color` of each ring and peg (can take values: red, green, blue, yellow, grey), and `time` for temporal reasoning; and fluents include `reachable(arm, object, color)`, `in_hand(arm, ring, color)`, `on(ring, color, peg, color)`, `at(arm, center)`, `closed_gripper(arm)`, and `at(arm, object, color)`. Actions include `move(arm, object, color)`, `move(arm, center, color)`, `grasp(arm, ring, color)`, `extract(arm, ring, color)` and `release(arm)`. Given this Σ , axioms describing domain dynamics are first specified as statements in an action language, e.g., AL_d [16], and then translated to ASP statements. Axioms define causal laws (i.e., action effects and preconditions), state constraints, and executability conditions (i.e., conditions under which certain actions are forbidden); some examples are provided later in this section. The domain’s history \mathcal{H} is a record of statements encoding the observation of the values of particular fluents, and the execution of particular actions, at particular time steps.

To reason with domain knowledge, we construct the ASP program $\Pi(\mathcal{D}, \mathcal{H})$ that includes the signature, axioms of \mathcal{D} , inertia axioms, reality checks, closed world assumptions for actions, observations and actions from \mathcal{H} , and helper statements (e.g., for goal definition, planning, and diagnostics). Planning, diagnostics, and inference can then be reduced to computing *answer sets* of Π . An answer set (AS) describes a possible world in terms of the beliefs of an agent associated with Π . We use the Clingo solver [14] to generate answer set(s) of ASP program(s). For the ring transfer task, we are primarily interested in atoms of actions, and a subset of the fluents and statics; for simplicity, we will only focus on these atoms in our description of $\Pi(\mathcal{D}, \mathcal{H})$ and its answer sets below. In our description, we will denote variables of specific sorts using capital letters (e.g., `O` for `object`, `R` for `ring`, `P` for `peg`, `C` for `color`, and `A` for `arm`), while constant values (e.g., specific instances

of color or location) will be represented in lower case (e.g., `center` or `red`). The axioms of the ring transfer task are described next.

3.1 Preconditions of actions

Preconditions are statements that need to hold true for the corresponding actions to be have the desired effect(s), i.e., they help define causal laws. We define preconditions and guess executed actions of the domain with the following statement:

$$\begin{aligned}
0 \{ & \text{move}(A, O, C, t) : \text{reachable}(A, O, C, t); & (1) \\
& \text{move}(A, \text{center}, _, t) : \text{in_hand}(A, R, C, t); \\
& \text{extract}(A, R, C, t) : \text{in_hand}(A, R, C, t); \\
& \text{grasp}(A, R, C, t) : \text{at}(A, R, C, t); \\
& \text{release}(A, t) : \text{in_hand}(A, R, _, t) \} 1.
\end{aligned}$$

where $0 \{a : b\} 1$ is an *aggregate rule* forcing the ASP solver to compute an answer set with at most one element a , given that b holds. Capital letters represent variables, “ $_$ ” is a placeholder for unused variables in the rules, and “ t ” refers to a discrete time step. Adding “ t ” as an additional argument is short hand that the corresponding action (fluent) occurs (holds) at a particular time step, e.g., `grasp(A, R, C, t)` instead of `occurs(grasp(A, R, C), t)` implies that the robot arm A grasps ring R of color C at time t ; a precondition for this action is that the arm should be at same position as ring R of color C . In a similar manner, we will use `in_hand(A, R, C, t)` interchangeably with `holds(in_hand(A, R, C), t)` to imply that arm A has ring R or color C at time t . We will also denote atoms with the argument t as atom_t .

The use of an aggregate rule to define preconditions of actions, i.e., a statement such as $0 \{ \text{Action: Pre-condition} \} 1$, constrains the number of elements that can be selected from a set. In this case, only one action can be executed at a time step, resulting in a *sequential execution* of actions. Since the robot has two arms, we also consider *parallel execution* of an action by each arm at each time step, revising Statement 1 as follows:

$$0 \{ \text{Action: Pre-condition} \} 1 :- \text{arm}(A). \quad (2)$$

It is possible to combine the execution strategies, e.g., executing `move(A, center, _, t)` executes a motion primitive that moves both arms in parallel to transfer a ring from one arm to another.

3.2 Executability conditions

Executability conditions for the ring transfer task include the following:

$$\begin{aligned}
:- & \text{move}(A1, P, _, t), \text{in_hand}(A1, R, C, t), \\
& \text{in_hand}(A2, R, C, t), A1 \neq A2. & (3a)
\end{aligned}$$

$$:- \text{move}(A, \text{center}, _, t), \text{in_hand}(A, R, C, t), \text{on}(R, C, P, _, t). \quad (3b)$$

$$:- \text{move}(A, P, _, t), \text{in_hand}(A, R, C, t), \text{on}(R, C, P, _, t). \quad (3c)$$

$$:- \text{move}(A, R, _, t), \text{closed_gripper}(A, t). \quad (3d)$$

$$:- \text{move}(A, P, C, t), \text{on}(R, _, P, C, t). \quad (3e)$$

where $:- \equiv \leftarrow$, and each statement can be viewed as having a \perp in the head, i.e., atoms on the right hand side of each statement cannot hold at the same time. These statements thus describe conditions under which certain actions should not be considered for execution. Statement 3a implies that neither arm can move if they are both holding the same ring (during transfer); Statements 3b-c implies that a ring which is still on a peg cannot be moved; Statement 3d implies that an arm cannot move to a ring if the gripper is closed; and Statement 3e specifies that an arm cannot move to an occupied peg—this does not prevent an arm from moving to a ring that is on a peg by executing `move(A, R, C, t)`. The objective of the ring transfer task is to have all *visible* (i.e., reachable by any arm) rings on pegs of matching color; this is expressed as the following constraint:

```
:- reachable(_, R, C, t), reachable(_, P, C, t), not on(R, C, P, C, t).
```

3.3 Effects of actions

In our previous work, we assumed the effects of actions to be “instantaneous”, i.e., that they hold immediately after the action is executed and that these effects cease to hold at the subsequent time step [18]. Here we consider a more realistic scenario by making the fluents inertial. Then, the inertia axioms ensure that fluents continue to hold their value until these values are changed explicitly, e.g., by action execution or a specific termination condition:

```
holds(F, t+1) :- holds(F, t), not ¬ holds(F, t+1).
¬ holds(F, t+1) :- ¬ holds(F, t), not holds(F, t+1).
```

where F is an inertial fluent. In our illustrative ring transfer domain, effects are explicitly related to the corresponding actions as follows:

```
in_hand(A, R, C, t) :- grasp(A, R, C, t-1). (4)
in_hand(A, R, C, t) :- in_hand(A, R, C, t-1), not release(A, t-1).
closed_gripper(A, t) :- grasp(A, R, _, t-1).
closed_gripper(A, t) :- closed_gripper(A, t-1), not release(A, t-1).
on(R, C1, P, C2, t) :- in_hand(A, R, C1, t-1),
    at(A, P, C2, t-1), release(A, t-1).
on(R, C1, P, C2, t) :- on(R, C1, P, C2, t-1), not extract(_, R, C1, t-1).
at(A, R, C, t) :- move(A, R, C, t-1).
at(A, P, C, t) :- move(A, P, C, t-1).
at(A, center, t) :- move(A, center, _, t-1)
at(A, 0, C, t) :- at(A, 0, C, t-1), not move(A, 0, C, t-1).
at(A, 0, C, t) :- at(A, 0, C, t-1), not move(A, center, t-1).
at(A, center, t) :- at(A, center, t-1), not move(A, 0, C, t-1).
at(A, center, t) :- at(A, center, t-1), not move(A, center, t-1).
```

However, this formulation is challenging for ILP since it includes many default negations. To reduce the number of such default negation statements, we introduce relations inspired by work in event calculus. Event calculus was developed

to represent and reason about events and their effects in a logic programming framework [24]. An event calculus program relates the properties of a domain to triggering events. In our case, we introduce two relations, *initiated* and *terminated*, to encode the *initiating* and *terminating* conditions (respectively) for each fluent. We then reformulate the inertia axioms as follows:

$$\begin{aligned} \text{holds}(F, t) &:- \text{initiated}(F, t). & (5) \\ \text{holds}(F, t) &:- \text{holds}(F, t-1), \text{not } \text{terminated}(F, t). \end{aligned}$$

Next, we use these new relations to describe the effects of actions in the ring transfer domain as follows:

$$\text{initiated}(\text{in_hand}(A, R, C), t) :- \text{grasp}(A, R, C, t-1). \quad (6)$$

$$\text{initiated}(\text{closed_gripper}(A), t) :- \text{grasp}(A, R, _, t-1).$$

$$\text{initiated}(\text{on}(R, C1, P, C2), t) :- \text{in_hand}(A, R, C1, t-1),$$

$$\text{at}(A, P, C2, t-1), \text{release}(A, t-1).$$

$$\text{initiated}(\text{at}(A, R, C), t) :- \text{move}(A, R, C, t-1).$$

$$\text{initiated}(\text{at}(A, P, C), t) :- \text{move}(A, P, C, t-1).$$

$$\text{initiated}(\text{at}(A, \text{center}), t) :- \text{move}(A, \text{center}, _, t-1).$$

$$\text{terminated}(\text{in_hand}(A, R, C), t) :- \text{release}(A, t-1),$$

$$\text{in_hand}(A, R, C, t-1). \quad (7a)$$

$$\text{terminated}(\text{closed_gripper}(A), t) :- \text{release}(A, t-1). \quad (7b)$$

$$\text{terminated}(\text{on}(R, C1, P, C2), t) :- \text{extract}(_, R, C1, t-1),$$

$$\text{color}(C2), C1 \neq C2. \quad (7c)$$

$$\text{terminated}(\text{at}(A, R, C), t) :- \text{move}(A, R, C1, t-1), \text{color}(C), C1 \neq C. \quad (7d)$$

$$\text{terminated}(\text{at}(A, R, C), t) :- \text{move}(A, P, _, t-1), \text{color}(C).$$

$$\text{terminated}(\text{at}(A, R, C), t) :- \text{move}(A, \text{center}, _, t-1), \text{color}(C). \quad (7e)$$

$$\text{terminated}(\text{at}(A, P, C), t) :- \text{move}(A, P, C1, t-1), \text{color}(C), C \neq C1. \quad (7f)$$

$$\text{terminated}(\text{at}(A, P, C), t) :- \text{move}(A, R, _, t-1), \text{color}(C). \quad (7g)$$

$$\text{terminated}(\text{at}(A, P, C), t) :- \text{move}(A, \text{center}, _, t-1), \text{color}(C). \quad (7h)$$

$$\text{terminated}(\text{at}(A, \text{center}), t) :- \text{move}(A, 0, _, t-1). \quad (7i)$$

As stated in Section 3.1, two actions can be executed in parallel under some conditions. For example, the execution of `move(A, center, C)` causes a different motion primitive to be executed concurrently on the two arms; the main arm `A` is eventually at the transfer location `center`, while the other arm is eventually at the grasping location of ring `C`. Two additional axioms are added to encode this effect:

$$\text{initiated}(\text{at}(A1, R, C), t) :- \text{move}(A2, \text{center}, C, t-1), A2 \neq A1, \text{arm}(A1). \quad (8)$$

$$\text{terminated}(\text{at}(A1, \text{center}), t) :- \text{move}(A2, \text{center}, _, t-1), A2 \neq A1, \text{arm}(A1).$$

4 ILP task under AS semantics

The task of learning the system description under AS semantics has been formulated as an ILP by other researchers; please see [30] for details. Here, we provide

the relevant definitions suitably adapted to our work and domain. A generic ILP problem \mathcal{T} under the AS semantics is defined as the tuple $\mathcal{T} = \langle B, S_M, E \rangle$, where B is the *background knowledge*, i.e. a set of axioms in ASP syntax; S_M is the *search space*, i.e. the set of candidate ASP axioms that can be learned; and E is a set of *examples*. The goal of \mathcal{T} is to find a subset $H \subseteq S_M$ such that $H \cup B \models E$.

We use the iterative version of ILASP2 algorithm, ILASP2i, in the ILASP tool [28] to learn axioms inductively from ASP-syntax examples. This algorithm optimizes the search process by focusing on incrementally satisfying only those examples which are not covered by B and the current partial hypothesis [29]. In ILASP, examples are considered to be *partial interpretations* defined as follows.

Definition 1 (Partial interpretation). Let P be an ASP program. Any set of grounded atoms that can be generated from axioms in P is an *interpretation* of P . Given an interpretation I of P , we say that a pair of subsets of grounded atoms $e = \langle e^{inc}, e^{exc} \rangle$ is a *partial interpretation extended by interpretation I* if $e^{inc} \subseteq I$ and $e^{exc} \cap I = \emptyset$.

Given this definition, ILASP solves a learning task defined as follows.

Definition 2 (ILASP learning task). The ILASP learning task $\mathcal{T} = \langle B, S_M, E \rangle$ is a tuple of background knowledge B , search space S_M and examples $E = \langle E^+, E^- \rangle$ such that E^+ (E^-) is the subset of positive (negative) examples. The goal of \mathcal{T} is to find $H \subseteq S_M$ such that $\forall e \in E$, e is a partial interpretation of the ASP program $B \cup H$. If AS is an answer set of the ASP program $H \cup B$, the following must hold:

$$\begin{aligned} \forall e \in E^+ \exists AS \text{ s.t. } B \cup H \models AS : e \text{ is extended by } AS \\ \forall e \in E^- \nexists AS \text{ s.t. } B \cup H \models AS : e \text{ is extended by } AS \end{aligned}$$

The above definition introduces two different categories of examples: positive examples, which must be extended by at least one answer set of $B \cup H$, and negative examples, which cannot be extended by any of the answer sets. In this sense, we say that ILASP *bravely* induces positive examples, and *cautiously* induces negative examples [45]. ILASP can learn action preconditions and effects from positive examples, and executability conditions from negative examples. In particular, we exploit the ability of ILASP to learn from *context-dependent examples* (partial interpretations), as explained in [29].

Definition 3 (Context-dependent partial interpretation (CDPI)). A CDPI of an ASP program P with an interpretation I is a tuple $e_c = \langle e, C \rangle$, where e is a partial interpretation, and C is an ASP program called *context*. I is said to extend e_c if $e^{inc} \cup C \subseteq I$ and $(e^{exc} \cup C) \cap I = \emptyset$.

Definition 4 (ILASP task with CDPIs). An ILASP learning task with CDPIs is a tuple $\mathcal{T} = \langle B, S_M, E \rangle$, where $E = \langle E^+, E^- \rangle$ is a set of CDPIs with context C . We say that $H \subseteq S_M$ is a solution to \mathcal{T} if the following hold:

$$\begin{aligned} \forall e \in E^+ \exists AS \text{ s.t. } B \cup H \cup C \models AS : e \text{ is extended by } AS \\ \forall e \in E^- \nexists AS \text{ s.t. } B \cup H \cup C \models AS : e \text{ is extended by } AS \end{aligned}$$

All examples (for ILASP learning task) considered in this paper are tuples of the form $e = \langle e^{inc}, e^{exc}, C \rangle$. This allows us to relate environmental fluents to actions

when learning axioms for the task, thus capturing the dynamic nature of the illustrative ring transfer task.

ILASP allows to define the search space S_M with compact syntax, using *mode bias* to specify the atoms that can occur in the body and head of axioms (right- and left-hand side of an axiom respectively). In this paper, we consider two different kinds of learning tasks: one for preconditions and executability conditions and one for effects of actions. The specification of the mode bias for the two learning tasks will be presented in the next section. Another feature of ILASP is that it is designed to find the *minimal* H in the search space S_M . To explain this feature, we first define the *length* of an axiom.

Definition 5 (Length of an axiom). Let \mathcal{R} be an axiom in an ASP program. The *length* of \mathcal{R} , $|\mathcal{R}|$, is defined as the number of atoms that appear in it. For an aggregate rule, i.e. a rule with an aggregate $l \{a_1; a_2; \dots; a_n\} u$ in the head, the length of the head is defined as $\sum_{i=1}^u i \cdot n$.

The minimal set H is then the set of rules in S_M with minimal length that satisfy the goal of ILASP task.

5 Experiments in the ring transfer domain

In this section, we describe the experimental setup and the results of experimentally evaluating the capabilities of our approach in the context of the ring transfer task. In our experiments, we focused primarily on the ability to learn previously unknown axioms describing actions' preconditions (e.g., Statement 1) and effects (e.g., Statement 4), and executability conditions (Statement 3). In order to restrict the search space and improve the computational efficiency, separate ILASP tasks for each action are defined to learn the different types of axioms. Also, separate ILASP tasks are defined for each domain fluent, one each for the `initiated` and the `terminated` conditions respectively.

We begin by defining the background knowledge and the search space for ILASP tasks (Section 5.1), and describe how the training examples were generated (Section 5.2). We then discuss the results of comparing the learned axioms with the ground truth information provided by the designer (Section 5.3). In the first experiment, we used the length of axioms and the computational time required by ILASP as the evaluation measures; we hypothesized that the learned axioms would closely match the ground truth information. In the next experiment, we considered 1000 simulated scenarios that mimic challenging conditions for the ring transfer task, including both sequential and parallel execution of actions. In each scenario, we conducted paired trials with the learned and ground truth axioms respectively. In these trials, we used planning time and plan length as the evaluation measures (with plans computed using the Clingo ASP solver).

5.1 Background knowledge and search space

In our experimental trials, we considered action preconditions and executability conditions in one set and the action effects in another set. Below, we describe the initial set up for these two sets of axioms.

5.1.1 Preconditions and executability conditions

For the experiment that focused on learning action preconditions and executability conditions, the background knowledge of each ILASP learning task (one per action) included the definitions of sorts and helper axioms describing the difference between two different arms or colors:

```
different(A1, A2) :- arm(A1), arm(A2), A1 != A2.
different(C1, C2) :- color(C1), color(C2), C1 != C2.
```

The search space for each ILASP task was defined using mode bias for compactness. Specifically, for the task of learning preconditions and executability conditions for any given action, we defined the search space such that the action can only occur in the head of an aggregate rule (to capture preconditions) or in the body of axioms (for executability conditions). In ILASP syntax, this corresponded to the statements `#modeha(action)` and `#modeb(1, action)`, respectively; `#modeb(1, action)` specifies that `action` can appear in the body of an axiom only once. We also specified that each environmental (i.e., domain) `fluent` presented in Section 3 may appear in the body of axioms, by adding the mode bias statement `#modeb(1, fluent)`. Similarly, we added the statement `#modeb(1, different)`. When defining the search space, arguments of atoms which are variables or constants must be clearly stated in ILASP. Axioms with more variables generally require more computational effort. For the task of learning preconditions and executability constraints, only `arm` and `color` were defined as variables in atoms. Finally, the length of the body of axioms is limited to three atoms using a specific ILASP flag from command line, to reduce the dimension of the problem.

5.1.2 Effects of actions

To learn the effects of action, we set up two ILASP learning tasks per environmental fluent, one each for the axioms associated with the `initiated` and `terminated` relations. The background knowledge for these learning tasks contained the same ASP statements presented in the previous section, and the laws of inertia (Statement 5). Moreover, since effects are delayed with respect to actions, we included the concept of temporal sequence:

```
delay(1..N)
prev(T1, T2, D) :- time(T1), time(T2), delay(D), T2 = T1+D.
```

where `delay` is a variable constrained to the set `1..N` and `N` is an estimate of the maximum delay between actions and effects in the domain; `N` can be increased until ILASP is able to find a suitable hypothesis with the minimum temporal delay. For the ring transfer task, ILASP found the minimum value of `N=1`. We then defined the search space using the mode bias `#modeh(initiated(fluent, t))` or `#modeh(terminated(fluent, t))`, which specified the head of candidate normal axioms. Moreover, for each environmental fluent `f` and each action `actiont` of the task, we stated `#modeb(1, ft)`, `#mode(1, actiont)` to allow them in the body of candidate rules. Also `#modeb(1, prev)` was included in the mode bias. Note that the inertia




Fig. 3: Screenshots of initial states of surgical robot executing action sequences; information extracted from the corresponding images were used for experimental evaluation.

laws (Statement 5) imply that $\text{fluent}_t \text{ :- initiated}(\text{fluent}, t)$, which would lead ILASP to learn the trivial axiom:

```
initiated(fluent, t) :- fluent_t
```

As a result, in the ILASP task to learn `initiated` conditions for a specific `fluent`, we omitted the mode bias `#modeb(1, fluent_t)`. ILASP variables included `color`, `arm`, and `time`, and `delay` was defined as a constant `#constant(delay, 1..N)` to reduce the size of the search space. The maximum body length of axioms is limited to three.

5.2 Experimental setup: generation of examples

The training and testing examples were extracted from videos of a human or the robot performing the target task; we used similar videos in our prior work [18]. When a human performed the task, all four rings were on grey pegs, and had to be transferred between the two arms before being placed on suitable colored pegs. Hence, all actions mentioned in Section 3 appeared in the videos. Figure 3 shows screenshots of the initial states of the task, when performed by the robot, focusing on scenarios that are useful to learn previously unknown knowledge about the task and the domain. For example, in Figure 3a the transfer of the blue ring failed, and PSM2 had to re-open its gripper before moving to the blue ring again; this scenario can be used to learn the constraint encoded by Statement 3c. In a similar manner, the blue and red pegs were occupied in Figure 3b and one of these pegs had to be freed to complete the task; this scenario can be used to learn the axiom encoded by Statement 3d. Finally, Figure 3c corresponds to the scenario that requires concurrent (i.e., parallel) movement of the two arms. From each video, we extracted geometric features from each image (i.e., frame) of the videos using standard (color and shape) image segmentation algorithms. We matched these features semantically to the corresponding fluents; this is the same approach used in our previous work [18]. In this process, we also exploited known transforms between frames of the PSMs and the RGB-D camera; these transforms were obtained from the calibration method described in [44]. We then labeled each frame in the video with the recognized fluents and action being executed. This process was repeated in all the videos to generate the set of labeled examples that serves as the input to our approach to learn previously unknown axioms corresponding to executability conditions (Statement 3), action preconditions (Statement 1), and action effects (Statement 4). The target axioms define logical relations between atoms describing actions and domain fluents; the corresponding examples will only contain these atoms. We next describe the setup for these types of axioms.

5.2.1 Action preconditions and executability conditions

Since all atoms in the axioms corresponding to the preconditions and executability conditions of actions refer to the same timestep τ (Sections 3.1-3.2), we omitted the timestep in the literals to reduce the number of variables in the search space and speed up learning. For each timestep, we defined the positive examples as CDPIs of the form $\langle e^{inc}, e^{exc}, C \rangle$, where e^{inc} was the executed action, C contained the atoms of the fluents describing the environmental state, and $e^{exc} = \emptyset$. We also specified actions that could not occur at each timestep, simulating knowledge from an expert designer analyzing the video under consideration. We then defined negative examples with forbidden actions in e^{inc} and $e^{exc} = \emptyset$. Although it is possible to add forbidden actions in the set e^{exc} in the positive examples, the fact that ILASP learns through brave induction from positive examples (see Section 4) implies there is no guarantee that actions in e^{exc} will always be excluded by the solution hypothesis. On the contrary, negative examples are cautiously entailed by adding executability conditions to the hypothesis set to ensure that the learned axioms are reliable. As an illustrative example, consider the scene in Figure 3a. The first action moves PSM1 towards the red ring, providing a positive example:

```
#pos{ex1, {move(psm1,R,red)}, {}},
  {reachable(psm1,R,red), reachable(psm2,R,blue),
   reachable(psm1,P,red), reachable(psm1,P,blue),
   reachable(psm2,P,green), reachable(psm2,P,yellow),
   reachable(psm1,P,greyscale), reachable(psm2,P,greyscale),
   on(R,red,P,greyscale)}
```

At the same time, it is not possible to move PSM1 to the blue ring, providing the negative example:

```
#neg{ex2, {move(psm1,R,blue)}, {}},
  {reachable(psm1,R,red), reachable(psm2,R,blue),
   reachable(psm1,P,red), reachable(psm1,P,blue),
   reachable(psm2,P,green), reachable(psm2,P,yellow),
   reachable(psm1,P,greyscale), reachable(psm2,P,greyscale),
   on(R,red,P,greyscale)}
```

To reduce the complexity of the learning task, we omitted *redundant examples*, i.e., examples that only differ in the grounding of variables in the atoms. For example, in the scenario in Figure 3c, both arms moved to a ring (PSM1 moved to blue ring, PSM2 moved to yellow one) at $\tau=1$. This generated two examples that differ not in context but only in the grounding of $\text{move}(A, R, C)$; only one example was added. Overall, we generated 8 positive examples and 8 negative examples for $\text{move}(A, P, C)$; 9 positive examples and 20 negative examples for $\text{move}(A, R, C)$; 2 positive examples and 1 negative example for $\text{move}(A, \text{center}, C)$; 11 positive examples for $\text{grasp}(A, R, C)$; 10 positive examples and 4 negative examples for $\text{release}(A)$; and 1 positive example for $\text{extract}(A, R, C)$.

5.2.2 Action effects

Since atoms in axioms corresponding to action effects do not share the same timestep (Section 3.3), examples for these axioms must account for the temporal aspects. Since our formulation includes predicates inspired by event calculus, we generated two examples for each fluent for each task execution, one each for the `initiated` and the `terminated` axioms of this fluent. Only positive examples were considered since they would not be used to learn executability conditions (see above). Examples were CDPIs of the form $\langle e^{inc}, e^{exc}, C \rangle$, where e^{inc} was the set of `initiated` (or `terminated`) conditions at all timesteps, while e^{exc} was the set of `initiated` (or `terminated`) conditions that did not hold at all timesteps. The context C was the task history, i.e., the set of atoms corresponding to actions and fluents that were true at all timesteps. The set e^{exc} was needed to guarantee that only relevant causal laws were learned, given that positive examples are subject to brave induction—see Definition 2. Consider the scene in Figure 3b as an illustrative example. For the fluent `at(A, R, C, t)`, the positive example (considering only the `initiated` condition for simplicity) is shown below, with the atoms corresponding to the set e^{exc} underlined:

```
#pos{ex3,
{initiated(at(psm1,R,red,2)),initiated(at(psm1,R,blue,7)),...},
{initiated(at(psm1,R,blue,2)),initiated(at(psm1,R,red,7)),...},
{reachable(psm1,R,red,-), reachable(psm2,R,blue,-),
reachable(psm1,P,red,-), reachable(psm1,P,blue,-),
reachable(psm2,P,green,-), reachable(psm2,P,yellow,-),
reachable(psm1,P,greyscale,-), reachable(psm2,P,greyscale,-),
on(R,red,P,blue,1), on(R,blue,P,red,1), ...}}
```

As before, we omit redundant examples for action effects. Overall, we generated 1 example for the `initiated` (equivalently, `terminated`) condition for `closed_gripper(A)`; 2 examples for `in_hand(A, R, C)`; 1 example for `at(A, center)`; 2 examples for `on(R, C1, P, C2)`; and 3 examples for `at(A, 0, C)`.

5.3 Experimental Results

Next, we describe and discuss the experimental results¹; these results were obtained on a PC with 2.6 GHz Intel Core i7 processor and 16 GB RAM.

¹ Files available: <https://gitlab.com/dan11694/ilp-for-task-knowledge-learning.git>

5.3.1 Preconditions and executability conditions

We begin by describing the results for learning the action preconditions and executability conditions. The learned action preconditions are as follows:

$$\begin{aligned}
0 \{ & \text{move}(A, O, C, t) : \text{reachable}(A, O, C, t); & (12) \\
& \text{move}(A, \text{center}, C, t) : \text{in_hand}(A, R, C, t); \\
& \text{extract}(A, R, C, t) : \text{in_hand}(A, R, C, t); \\
& \text{grasp}(A, R, C, t) : \text{at}(A, R, C, t); \\
& \text{release}(A, t) : \text{in_hand}(A, R, C, t) \} 1 :- \text{arm}(A).^2
\end{aligned}$$

Statement 12 matches the action preconditions in Statement 1. Note that the ILASP learning task for any given action only provides the aggregate rule for the precondition of that action, e.g., $0 \{ \text{move}(A, R, C) : \text{reachable}(A, R, C) \} 1$. In Statement 12, the preconditions for all the actions are compacted into a single aggregate rule, which allows the agent to choose at most one of the available actions when solving the task planning problem. Moreover, the temporal variable is manually added to all atoms.

Next, the learned executability constraints obtained from the ILASP learning tasks for all actions are as follows:

$$:- \text{move}(A, P, C2, t), \text{in_hand}(A, R, C, t), \text{on}(R, C, P, C1, t). \quad (13a)$$

$$:- \text{move}(_, P, _, t), \text{in_hand}(A, R, C, t), \text{not reachable}(A, P, C, t). \quad (13b)$$

$$:- \text{move}(A, \text{center}, C, t), \text{on}(R, C, P, C1, t). \quad (13c)$$

$$:- \text{move}(A, R, C, t), \text{closed_gripper}(A, t). \quad (13d)$$

$$:- \text{on}(R, C1, P, C, t), \text{move}(A, P, C, t). \quad (13e)$$

Note that the timestep variable is added to each atom after it is learned. Statements 13a-c represent the same conditions as in Statements 3c, 3a and 3b respectively; forbidding motion when both arms hold the same ring is equivalent to forbidding motion when the arm which cannot reach the peg is holding the ring after transfer. Statements 13d-e match the constraints in Statements 3d-e. Note that Statement 13b contains placeholders in the action atom. In fact, executability conditions are learned through a separate ILASP learning task for each action, considering only examples that are relevant to that action. This results in the following executability condition without the action fluent (of moving to a peg):

$$:- \text{in_hand}(A, R, C, t), \text{not reachable}(A, P, C, t).$$

This condition cannot be satisfied when combined with the set of axioms for the other actions. Hence, we add the action atom with placeholders to relate this condition to the action of moving to a peg. These placeholders help ensure the generality of the learned conditions. Table 1 shows the time taken to learn the preconditions and executability conditions for each action, and compares the length of the learned axioms with the original ASP encoding of the domain. Action $\text{move}(A, P, C)$ has the largest learning time, the largest axiom length, and the largest number of variables in the axioms; more time is hence needed to search the set of hypotheses

² $\text{arm}(A)$ is needed only for parallel execution of the task, see Section 3.1.

Table 1: Quantitative results of the ILASP task for preconditions and executability conditions. The lengths of original and learned axioms are compared, and the learning time is shown (as computed by ILASP).

Actions	Original (length)	Learned (length)	Time (sec)
<code>move(A, R, C)</code>	4	4	0.49
<code>move(A, P, C)</code>	11	10	49.17
<code>move(A, center, C)</code>	5	4	0.09
<code>extract(A, R, C)</code>	2	2	0.06
<code>grasp(A, R, C)</code>	2	2	0.09
<code>release(A)</code>	2	2	0.79
total	26	24	50.69

and find the correct one. Performance is also influenced by the number and type (i.e., positive, negative) of examples, e.g., the learning time for the `release` action is more than that of the `grasp` action that has more variables because `release` has four negative examples while `grasp` has none. An overall reduction from 26 to 24 is obtained in the length of the axioms using the ILASP-based approach. This reduction is based on the ability of ILASP to find shorter axioms connecting actions and environmental conditions, discovering logical relations that are not intuitive for a human manually encoding the domain and the task.

5.3.2 Effects of actions

The learned axioms corresponding to the effects of actions, after replacing `prev(T1, T2, 1)` with the more compact representation of the temporal variable in Clingo’s syntax, includes the following axioms related to the `initiated` relation:

$$\text{initiated}(\text{in_hand}(A, R, C), t) \text{ :- } \text{grasp}(A, R, C, t-1). \quad (14a)$$

$$\text{initiated}(\text{closed_gripper}(A), t) \text{ :- } \text{grasp}(A, R, _, t-1). \quad (14b)$$

$$\text{initiated}(\text{on}(R, C1, P, C2), t) \text{ :- } \text{in_hand}(A, R, C1, t-1), \\ \text{at}(A, P, C2, t-1), \text{release}(A, t-1). \quad (14c)$$

$$\text{initiated}(\text{at}(A, R, C), t) \text{ :- } \text{move}(A, R, C, t-1). \quad (14d)$$

$$\text{initiated}(\text{at}(A1, R, C), t) \text{ :- } \text{move}(A2, \text{center}, C, t-1), \\ \text{different}(A1, A2). \quad (14e)$$

$$\text{initiated}(\text{at}(A, P, C), t) \text{ :- } \text{move}(A, P, C, t-1). \quad (14f)$$

$$\text{initiated}(\text{at}(A, \text{center}), t) \text{ :- } \text{move}(A, \text{center}, _, t-1). \quad (14g)$$

Note that ILASP initially finds the following axiom corresponding to the `initiated` relation for fluent `closed_gripper(A)`:

$$\text{initiated}(\text{closed_gripper}(A), t) \text{ :- } \text{in_hand}(A, R, C, t). \quad (15)$$

This axiom is found because the execution of a `grasp` action sets the value of both of these fluents to be true. So we split any such axioms such that the fluents are related to the corresponding actions, as shown in Statement 14a and Statement 14b.

Another point of interest is that Statement 14c is learnt using intermediate predicate invention. In fact, the ILASP2i algorithm used in this paper returns the partial hypothesis after evaluation of each example, particularly when it is unable to find a valid hypothesis for all examples at the first try; this is due to the constraint we imposed on the length of body of axioms to limit the search space for computational efficiency. In this case, the partial hypothesis is:

$$\text{initiated}(\text{on}(\text{R}, \text{C}, \text{P}, \text{C}), \text{t}) \text{ :- } \text{release}(\text{A}, \text{t}-1), \text{at}(\text{A}, \text{P}, \text{C}, \text{t}-1).$$

This hypothesis only covers examples in which a ring is placed on the same-colored peg, but it does not cover scenarios in which a ring has to be placed on a grey peg (Figure 3b). We add this partial hypothesis as an axiom in the background knowledge:

$$\text{flag}(\text{A}, \text{C}, \text{T1}, \text{T2}) \text{ :- } \text{release}(\text{A}, \text{T1}), \text{at}(\text{A}, \text{P}, \text{C}, \text{T1}), \text{prev}(\text{T1}, \text{T2}, 1). \quad (16)$$

and we modify the mode bias to include `flag` in the search space. ILASP is then able to find the correct axiom. Notice that increasing the maximum axiom length in the hyper-parameters would lead to the same result without intermediate predicate invention, though increasing the search space.

Note that the axioms learned also include statements corresponding to the `terminated` relation:

$$\begin{aligned} \text{terminated}(\text{in_hand}(\text{A}, \text{R}, \text{C}), \text{t}) &\text{ :- } \text{release}(\text{A}, \text{t}-1), \\ &\text{in_hand}(\text{A}, \text{R}, \text{C}, \text{t}-1). \end{aligned} \quad (17a)$$

$$\text{terminated}(\text{closed_gripper}(\text{A}), \text{t}) \text{ :- } \text{release}(\text{A}, \text{t}-1). \quad (17b)$$

$$\begin{aligned} \text{terminated}(\text{on}(\text{R}, \text{C1}, \text{P}, \text{C2}), \text{t}) &\text{ :- } \text{in_hand}(\text{A}, \text{R}, \text{C1}, \text{t}-1), \\ &\text{on}(\text{R}, \text{C1}, \text{P}, \text{C2}, \text{t}-1). \end{aligned} \quad (17c)$$

$$\text{terminated}(\text{at}(\text{A}, \text{R}, \text{C}), \text{t}) \text{ :- } \text{extract}(\text{A}, \text{R}, \text{C}, \text{t}-1). \quad (17d)$$

$$\begin{aligned} \text{terminated}(\text{at}(\text{A1}, \text{R}, \text{C}), \text{t}) &\text{ :- } \text{at}(\text{A1}, \text{P}, \text{C}, \text{t}), \text{at}(\text{A2}, \text{center}, \text{t}), \\ &\text{release}(\text{A1}, \text{t}). \end{aligned} \quad (17e)$$

$$\text{terminated}(\text{at}(\text{A}, \text{P}, \text{C}), \text{t}) \text{ :- } \text{at}(\text{A}, \text{P}, \text{C}, \text{t}-1), \text{grasp}(\text{A}, \text{R}, \text{C1}, \text{t}). \quad (17f)$$

$$\begin{aligned} \text{terminated}(\text{at}(\text{A1}, \text{center}), \text{t}) &\text{ :- } \text{at}(\text{A1}, \text{center}, _), \\ &\text{move}(\text{A2}, \text{R}, \text{C}, \text{t}), \text{grasp}(\text{A1}, \text{R}, \text{C}, \text{t}). \end{aligned} \quad (17g)$$

Recall that Section 5.2.2 had highlighted the need to include non-observed fluents while learning causal laws. As an example, consider the `initiated` condition for the fluent `at(A, R, C)`. Excluding non-occurring fluents from examples generates the following initiating axiom:

$$\text{initiated}(\text{at}(\text{A}, \text{R}, \text{C}), \text{t}) \text{ :- } \text{in_hand}(\text{A}, \text{R}, \text{C}, \text{t}+1).$$

which does not always hold and inverts the causal relation between body and head of a rule.

Table 2: Quantitative results for axioms of action effects in the context of `initiated`. We compare the length of the original axioms with that of the learned axiom; we also show the learning time returned from ILASP.

Actions	Original (length)	Learned (length)	Time (sec)
<code>at(A, R, C)</code>	6	5	17.77
<code>at(A, P, C)</code>	2	2	24.89
<code>at(A, center)</code>	2	2	13.50
<code>in_hand(A, R, C)</code>	2	2	10.15
<code>on(R, C1, P, C2)</code>	4	4	67.06 ³
<code>closed_gripper(A)</code>	2	2	10.15
total	18	17	143.52

Table 3: Quantitative results for axioms of action effects in the context of `terminated`. We compare the length of the original axioms with that of the learned axiom; we also show the learning time returned from ILASP.

Actions	Original (length)	Learned (length)	Time (sec)
<code>at(A, R, C)</code>	10	8	18.23
<code>at(A, P, C)</code>	10	3	24.79
<code>at(A, center)</code>	6	4	20.86
<code>in_hand(A, R, C)</code>	3	3	10.76
<code>on(R, C1, P, C2)</code>	3	3	92.36
<code>closed_gripper(A)</code>	2	2	10.76
total	34	23	177.76

5.3.3 Validation of learned axioms

We validated the learned axioms in simulated scenarios that mimic challenging environmental conditions for the ring transfer task. We generated 1000 scenarios by considering all possible combinations of four rings on the peg base, with the constraint that all rings need to be placed on a peg at the beginning. For each scenario, both sequential and parallel execution of the task were executed; overall, all available actions in the domain are included in the dataset of executions for proper validation of all axioms. We set a maximum limit of 200s for plan computation. This is because plan computation can take a long time with the manually-encoded original set of axioms shown in Section 3. The learned axioms provide a better encoding; once learned, they were used to replace the corresponding axioms from the original set.

Including the learned axioms discussed in the last few sections does not automatically support the computation of a plan in all the simulated scenarios; some knowledge may be missing in certain scenarios depending on the learning examples presented. So, we identified the axioms that affect the plan computation, iteratively omitting axioms for each domain fluent (effects of actions) and each action

³ Adding new predicate in Statement 16 to the background knowledge.

(preconditions and executability constraints). We found that Statements 17c-e-f were the bottleneck for plan computation. Hence, we ran a new ILASP task for corresponding fluents, i.e., `at(A, 0, C)` and `on(R, C1, P, C2)`, removing Statements 17c-e-f from the search space. This resulted in the following final set of axioms related to the `terminated` relation (with the new axioms underlined), which then allowed plans to be computed for all the simulated scenarios:

$$\begin{aligned} \text{terminated}(\text{in_hand}(A, R, C), t) &:- \text{release}(A, t-1), \\ &\quad \text{in_hand}(A, R, C, t-1). \end{aligned} \tag{18a}$$

$$\text{terminated}(\text{closed_gripper}(A), t) :- \text{release}(A, t-1). \tag{18b}$$

$$\begin{aligned} \text{terminated}(\text{on}(R, C1, P, C2), t) &:- \text{on}(R, C1, P, C2, t-1), \\ &\quad \text{extract}(A, R, C1, t-1). \end{aligned} \tag{18c}$$

$$\text{terminated}(\text{at}(A, R, C), t) :- \text{extract}(A, R, C, t-1). \tag{18d}$$

$$\text{terminated}(\text{at}(A, R, C), t) :- \text{at}(A, R, C, t-1), \text{release}(A, t-1). \tag{18e}$$

$$\begin{aligned} \text{terminated}(\text{at}(A, R, C), t) &:- \text{at}(A, R, C, t-1), \\ &\quad \text{move}(A, \text{center}, C, t-1). \end{aligned} \tag{18f}$$

$$\text{terminated}(\text{at}(A, P, C), t) :- \text{at}(A, P, C, t-1), \text{at}(A, R, C1, t). \tag{18g}$$

$$\begin{aligned} \text{terminated}(\text{at}(A1, \text{center}), t) &:- \text{at}(A1, \text{center}, _), \\ &\quad \text{move}(A2, R, C, t), \text{grasp}(A1, R, C, t). \end{aligned} \tag{18h}$$

Tables 2-3 show the learning performances for `initiated` (Statements 14) and the new set of `terminated` axioms. For the `closed_gripper(A)` fluent, the learning time was the same as that for `in_hand(A, R, C)` because of the semantic equivalency between them—see discussion of Statement 15. For fluents `on(R, C1, P, C2)`, `at(A, 0, C)`, and `at(A, center)`, the initiating and terminating axioms required most of the overall learning time because the target hypothesis for these axioms was bigger than that of the other axioms. Another observation was that the original ASP encoding for the preconditions, executability conditions, and effects contains more axioms than learned ones, e.g., the condition for terminating `at(A, P, C)` is significantly shorter. In fact, a comparison of Statements 18g and 7f-h indicates that ILASP finds a single axiom describing the `terminated` condition, connecting fluents instead of actions, which is different from the statements encoded by a human designer.

Figures 4 and 5 show the comparison between learned and original ASP programs for the sequential and parallel task execution respectively. We specifically compared the size of the plans returned by the two ASP programs, and the plan computational time, in the simulated scenarios. To generate these figures, data collected from these simulated scenarios were processed first. We sorted all scenarios according to the size of the plan generated by the original ASP encoding, with plan size measured in terms of the number of actions in the plan; this resulted in several clusters of scenarios. For each scenario, we computed the size of the plan generated with the learned ASP encoding. Then the mean and standard deviation of plan length with the learned ASP encoding were computed for each cluster of scenarios, and compared with the plan length with the original ASP encoding (top part of Figures 4- 5). We also computed the mean and standard deviation of planning time for each cluster of scenarios, both for original and learned ASP encoding, to obtain one pair of points in the bottom part of Figures 4- 5. The

results indicated that for scenarios that considered only the sequential execution of actions, plans computed with the learned ASP program are of similar length to those with the original ASP program. With scenarios that considered the parallel execution of actions, plans computed with the learned ASP program were slightly longer than those with the original ASP program.

Next, when we compared the planning time, the mean and standard deviation were significantly lower with the learned ASP program (and sequential action execution) in comparison with the original ASP program. This was mainly due to the shorter axioms found by ILASP. For example, the average planning time for the sixth, ninth and twelfth clusters was reduced by 100 s; such a reduction is important for practical use of logic programming to surgery scenarios. Such a reduction was not observed in the scenarios with parallel execution of actions. We think this may be because the planning time (with parallel execution) was significantly lower than with sequential execution of actions, both for the learned and original ASP programs—see the relaxed choice encoded by Statement 2. Also, the computational time was similar for the original and learned ASP programs in this case. Note that one cluster of six scenarios had null (i.e., empty) plan size with sequential action execution and the original ASP program; this was because it was not possible to compute a plan within the maximum allowed time; the corresponding planning time was set to a maximum value of 600 s, which was higher than the maximum allowed planning time, for visualization convenience. With the learned program, the plan could not be found in only one execution; the corresponding average planning time in the bottom part of Figure 4-bottom is thus high but not as high as that with the original ASP program. The starting cluster of the failed attempts to compute the plan determines the initial apparent decrease in the plan computation time for sequential action execution. For the scenarios involving parallel action execution, the computational time rose with the plan size after the first cluster. This is reasonable since longer plans are generated in more complex conditions (e.g., colored pegs are occupied or more transfer of rings).

6 Conclusion

In this paper, we have presented an ILP-based approach for surgical task knowledge learning. Our method can cope with multiple issues of interest in surgical scenarios, such as the unavailability of large training datasets and the need for explainable surgical task description. We have used a benchmark task for training surgeons, the ring transfer executed with the da Vinci[®] robot, as the illustrative task. Given a set of only four incomplete executions of the task from the human and the robot, we have shown that it is possible to fast learn the axioms in ASP syntax encoding actions and their relations with the environment, using inductive learning based on the ILASP tool. In addition, we have separated the learning tasks for different parts of the ASP encoding, and proposed a systematic learning approach that can be extended to other robot tasks. This separation of parts of the encoding supports incremental refinement of the knowledge (i.e., axioms) and the associated search space.

We evaluated our approach in the context of simulated scenarios of challenging conditions for the ring transfer task; we considered both sequential and parallel action execution. With the learned ASP encoding, performance is comparable or

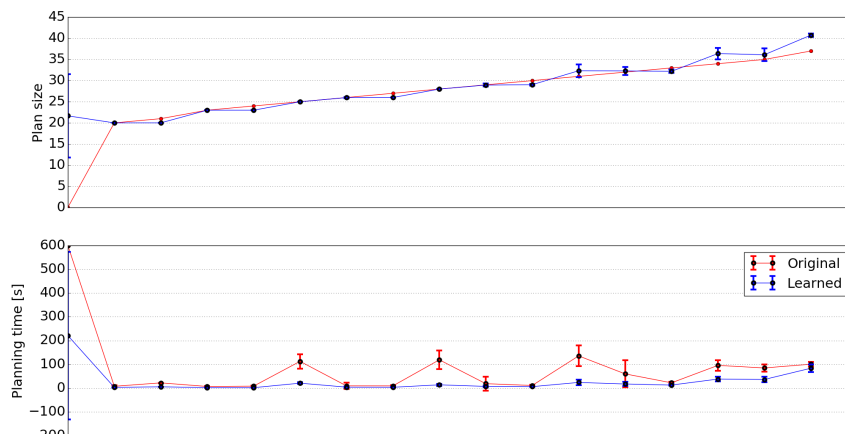


Fig. 4: Comparison between learned and original axioms in simulation for scenarios that involve sequential execution of actions.

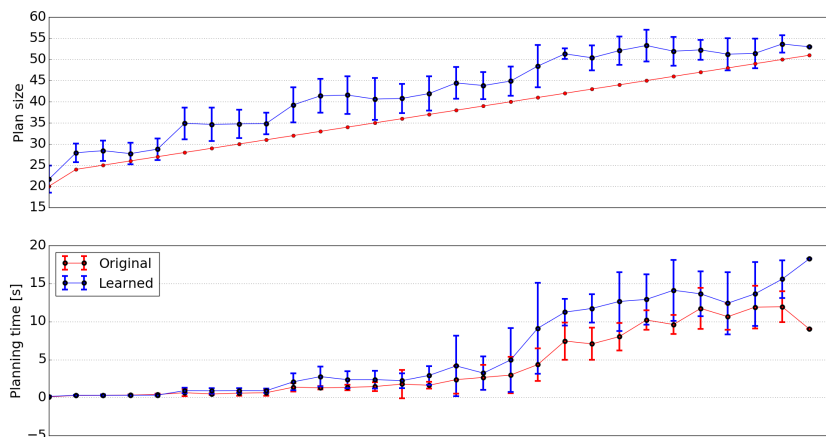


Fig. 5: Comparison between learned and original axioms in simulation for scenarios that involve parallel execution of actions.

only slightly worse than that with the original ASP encoding in terms of the size of the plans found. We also examined the plan computation time, which affects the real-time execution on a physical robot in the surgery domain. The experimental results indicated the ability to discover semantic relations (between atoms) that were not in the original ASP encoding provided by the human designer; this results in shorter axioms and also significantly reduces the planning time in certain scenarios. There are some differences in performance between scenarios that involve sequential action execution and those that involve parallel action execution; these differences will be explored further in future work. The validation on an

extensive set of simulated scenarios has also evidenced the need for refinement of initially learned axioms. This shows that initially provided examples were not “good” enough to learn adequate ASP axioms for complex instances of the ring transfer task.

A disadvantage of our method is the need for labeled executions of the target task, which may limit the scalability of this approach to more complex surgical procedures. Our ongoing research is focused on the unsupervised segmentation of actions and fluents from videos and kinematic recordings [33], which is an open problem in the surgical domain [25, 2]. We are also integrating the framework for automated task execution presented in [18] with our ILASP-based framework, following an approach similar to [7]. This will allow an expert human to supervise the learning system, defining the positive and negative examples in real-time for online refinement of ASP task knowledge.

References

1. Alrajeh D, Ray O, Russo A, Uchitel S (2006) Extracting requirements from scenarios with ilp. In: International Conference on Inductive Logic Programming, Springer, pp 64–78
2. van Amsterdam B, Nakawala H, De Momi E, Stoyanov D (2019) Weakly supervised recognition of surgical gestures. In: 2019 International Conference on Robotics and Automation (ICRA), IEEE, pp 9565–9571
3. Balduccini M (2007) Learning Action Descriptions with A-Prolog: Action Language C. In: AAI Spring Symposium on Logical Formalizations of Commonsense Reasoning
4. Berthet-Rayne P, Power M, King H, Yang GZ (2016) Hubot: A three state human-robot collaborative framework for bimanual surgical tasks based on learned models. In: 2016 IEEE International Conference on Robotics and Automation (ICRA), IEEE, pp 715–722
5. Blum T, Padoy N, Feußner H, Navab N (2008) Modeling and online recognition of surgical phases using hidden markov models. In: International Conference on Medical Image Computing and Computer-Assisted Intervention, Springer, pp 627–635
6. Calimeri F, Faber W, Gebser M, Ianni G, Kaminski R, Krennwallner T, Leone N, Maratea M, Ricca F, Schaub T (2020) Asp-core-2 input language format. *Theory and Practice of Logic Programming* 20(2):294–309
7. Calo S, Manotas I, de Mel G, Cunningham D, Law M, Verma D, Russo A, Bertino E (2019) Agenp: An asgrammar-based generative policy framework. In: Policy-Based Autonomic Data Governance, Springer, pp 3–20
8. Camarillo DB, Krummel TM, Salisbury Jr JK (2004) Robotic technology in surgery: past, present, and future. *The American Journal of Surgery* 188(4):2–15
9. Charrière K, Quellec G, Lamard M, Martiano D, Cazuguel G, Coatrieux G, Cochener B (2017) Real-time analysis of cataract surgery videos using statistical models. *Multimedia Tools and Applications* 76(21):22473–22491
10. Cropper A, Muggleton SH (2019) Learning efficient logic programs. *Machine Learning* 108(7):1063–1083

11. De Raedt L, Kersting K (2008) Probabilistic inductive logic programming. In: Probabilistic Inductive Logic Programming, Springer, pp 1–27
12. Dergachyova O, Morandi X, Jannin P (2018) Knowledge transfer for surgical activity prediction. *International journal of computer assisted radiology and surgery* 13(9):1409–1417
13. Erdem E, Patoglu V (2018) Applications of ASP in Robotics. *Kunstliche Intelligenz* 32(2-3):143–149
14. Gebser M, Kaminski R, Kaufmann B, Ostrowski M, Schaub T, Thiele S (2008) A user’s guide to gringo, clasp, clingo, and iclingo
15. Gebser M, Kaminski R, Kaufmann B, Schaub T (2012) Answer Set Solving in Practice, Synthesis Lectures on Artificial Intelligence and Machine Learning. Morgan Claypool Publishers
16. Gelfond M, Incezan D (2013) Some Properties of System Descriptions of AL_d . *Journal of Applied Non-Classical Logics, Special Issue on Equilibrium Logic and Answer Set Programming* 23(1-2):105–120
17. Gil Y (1994) Learning by Experimentation: Incremental Refinement of Incomplete Planning Domains. In: International Conference on Machine Learning, New Brunswick, USA, pp 87–95
18. Ginesi M, Meli D, Roberti A, Sansonetto N, Fiorini P (2020) Autonomous task planning and situation awareness in robotic surgery. In: International Conference on Intelligent Robots and Systems (IROS), pp 3144–3150
19. Hong M, Rozenblit JW (2016) Modeling of a transfer task in computer assisted surgical training. In: Proceedings of the Modeling and Simulation in Medicine Symposium, pp 1–6
20. Kakas AC, Michael A (1995) Integrating abductive and constraint logic programming. In: ICLP, pp 399–413
21. Katzouris N, Artikis A, Paliouras G (2015) Incremental learning of event definitions with inductive logic programming. *Machine Learning* 100(2-3):555–585
22. Katzouris N, Artikis A, Paliouras G (2015) Incremental learning of event definitions with inductive logic programming. *Machine Learning* 100(2-3):555–585
23. Katzouris N, Artikis A, Paliouras G (2019) Parallel online event calculus learning for complex event recognition. *Future Generation Computer Systems* 94:468–478
24. Kowalski R, Sergot M (1989) A logic-based calculus of events. In: Foundations of knowledge base management, Springer, pp 23–55
25. Krishnan S, Garg A, Patil S, Lea C, Hager G, Abbeel P, Goldberg K (2017) Transition state clustering: Unsupervised surgical trajectory segmentation for robot learning. *The International Journal of Robotics Research* 36(13-14):1595–1618
26. Laird JE, Gluck K, Anderson J, Forbus KD, Jenkins OC, Lebiere C, Salvucci D, Scheutz M, Thomaz A, Trafton G, Wray RE, Mohan S, Kirk JR (2017) Interactive Task Learning. *IEEE Intelligent Systems* 32(4):6–21
27. Lalys F, Jannin P (2014) Surgical process modelling: a review. *International journal of computer assisted radiology and surgery* 9(3):495–511
28. Law M (2018) Inductive learning of answer set programs. PhD thesis, University of London
29. Law M, Russo A, Broda K (2016) Iterative learning of answer set programs from context dependent examples. *Theory and Practice of Logic Programming* 16(5-6):834–848

30. Law M, Russo A, Broda K (2018) The complexity and generality of learning answer set programs. *Artificial Intelligence* 259:110–146
31. Loukas C, Georgiou E (2013) Surgical workflow analysis with gaussian mixture multivariate autoregressive (gmmar) models: a simulation study. *Computer Aided Surgery* 18(3-4):47–62
32. Mack MJ (2001) Minimally Invasive and Robotic Surgery. *Journal of American Medical Association* 285(5):568–572
33. Meli D, Fiorini P (2021) Unsupervised identification of surgical robotic actions from small non homogeneous datasets. 2105.08488
34. Meli D, Fiorini P, Sridharan M (2020) Towards inductive learning of surgical task knowledge: a preliminary case study of the peg transfer task. *Procedia Computer Science* 176:440–449
35. Mizoguchi F, Ohwada H, Nishiyama H, Yoshizawa A, Iwasaki H (2015) Identifying driver’s cognitive distraction using inductive logic programming. In: *Proceedings of the 25th International Conference on Inductive Logic Programming (ILP ‘15)*
36. Mota T, Sridharan M (2019) Commonsense Reasoning and Knowledge Acquisition to Guide Deep Learning on Robots. In: *Robotics Science and Systems, Freiburg, Germany*
37. Mota T, Sridharan M (2020) Axiom Learning and Belief Tracing for Transparent Decision Making in Robotics. In: *AAAI Fall Symposium on Artificial Intelligence for Human-Robot Interaction: Trust and Explainability in Artificial Intelligence for Human-Robot Interaction*
38. Moustiris GP, Hiridis SC, Deliparaschos K, Konstantinidis K (2011) Evolution of autonomous and semi-autonomous robotic surgical systems: a review of the literature. *The international journal of medical robotics and computer assisted surgery* 7(4):375–392
39. Moyle S, Muggleton S (1997) Learning programs in the event calculus. In: *International Conference on Inductive Logic Programming, Springer*, pp 205–212
40. Muggleton S (1991) Inductive logic programming. *New generation computing* 8(4):295–318
41. Neumuth T, Strauß G, Meixensberger J, Lemke HU, Burgert O (2006) Acquisition of process descriptions from surgical interventions. In: *International Conference on Database and Expert Systems Applications, Springer*, pp 602–611
42. Ng R, Subrahmanian VS (1992) Probabilistic logic programming. *Information and computation* 101(2):150–201
43. Ray O (2009) Nonmonotonic abductive inductive learning. *Journal of Applied Logic* 7(3):329–340
44. Roberti A, Piccinelli N, Meli D, Muradore R, Fiorini P (2020) Improving rigid 3-d calibration for robotic surgery. *IEEE Transactions on Medical Robotics and Bionics* 2(4):569–573, DOI 10.1109/TMRB.2020.3033670
45. Sakama C, Inoue K (2009) Brave induction: a logical framework for learning from incomplete information. *Machine Learning* 76(1):3–35
46. Schüller P, Benz M (2018) Best-effort inductive logic programming via fine-grained cost-based hypothesis generation. *Machine Learning* 107(7):1141–1169
47. Sridharan M, Meadows B (2018) Knowledge Representation and Interactive Learning of Domain Knowledge for Human-Robot Collaboration. *Advances in*

- Cognitive Systems 7:77–96
48. Tao L, Elhamifar E, Khudanpur S, Hager GD, Vidal R (2012) Sparse hidden markov models for surgical gesture classification and skill evaluation. In: International conference on information processing in computer-assisted interventions, Springer, pp 167–177
 49. Vidovszky TJ, Smith W, Ghosh J, Ali MR (2006) Robotic cholecystectomy: learning curve, advantages, and limitations. *Journal of Surgical Research* 136(2):172–178
 50. Yang GZ, Cambias J, Cleary K, Daimler E, Drake J, Dupont PE, Hata N, Kazanzides P, Martel S, Patel RV, et al. (2017) Medical robotics—regulatory, ethical, and legal considerations for increasing levels of autonomy. *Science Robotics* 2(4):8638