

Static Analysis for Dynamic XML

Aske Simon Christensen, Anders Møller, and Michael I. Schwartzbach
BRICS, Department of Computer Science
University of Aarhus, Denmark

Abstract

We describe the *summary graph* lattice for dataflow analysis of programs that dynamically construct XML documents. Summary graphs have successfully been used to provide static guarantees in the Jwig language for programming interactive Web services. In particular, the Jwig compiler is able to check validity of dynamically generated XHTML documents and to type check dynamic form data. In this paper we present summary graphs and indicate their applicability for various scenarios. We also show that the expressive power of summary graphs is similar to that of the regular expression types from XDuce, but that the extra structure in summary graphs makes them more suitable for certain program analyses.

1 Introduction

XML documents will often be generated dynamically by programs. A common example is XHTML documents being generated by interactive Web services in response to requests from clients. Typically, there are no static guarantees that the generated documents are valid according to the DTD for XHTML. In fact, using W3C's validator [10], a quick study of the outputs from many large commercial Web services shows that many generated documents are in fact invalid. This is not a huge problem, since the browsers interpreting this output are quite forgiving and do a fair job of rendering invalid documents. Increasingly, however, Web services will generate output in other XML languages for less tolerant clients, many of whom will themselves be Web services.

Thus it is certainly an interesting question to statically guarantee validity of dynamically generated XML. Our approach is to perform a dataflow analysis of the program generating XML documents. This is a standard technique that is basically just parameterized by the finite lattice used to abstract the computed values and the transfer functions modeling the statements. In an earlier paper [3], we defined an appropriate lattice of *summary graphs* that strikes a balance between expressive power and complexity. Summary graphs have been used to efficiently analyze realistic Web services with great accuracy. The contribution described in this paper is an extension of the technique to also cover deconstruction of XML values. Furthermore, we show that summary graphs have practically the same expressive power as the regular expression types of XDuce [5, 7, 6].

2 XML Templates

We have concretely analyzed programs in the Jwig language, which is an extension of Java designed for programming interactive Web services. Jwig is a descendant of the <bigwig> language [2]. For the current discussions, we only need to consider how XML documents are built. Jwig is based on the notion of XML *templates*, which are just sequences of XML trees containing named *gaps*. A special *plug* operation is used to construct new templates by inserting existing templates or strings into gaps in other templates. Using XHTML as an example, the main method of a Jwig program manipulating templates could look like:

```
public void main() {
    XML wrapper = [[ <html>
                    <head>
                      <title>Jwig Example</title>
                    </head>
                    <body>
                      <[contents]>
                    </body>
                  </html> ]];

    XML item = [[ <li> <[text]> </li> <[items]> ]];

    XML x = [[ <ul class=[kind]> <[items]> </ul> ]];

    for (int i=0; i<n; i++) {
        x = x<[items = item<[text=i]]>
    }
    show wrapper<[contents=x]<[kind="large"]>
}
```

Template constants are denoted by `[[...]]`. Gaps appear either as *template gaps*, such as `contents`, or as *attribute gaps*, such as `kind`. Both strings and templates may be plugged into template gaps, whereas attribute gaps only allow strings. The plug operation, $x<[g=y]$, returns a copy of x where copies of y have been inserted into all g gaps. A gap that has not been replaced by another template this way is said to be *open*. In the example above, `x` will always contain an open template gap named `items`, since the new value given to `x` in the loop has the existing `items` gap replaced by a template containing a new `items` gap.

Note that XML values need not be constructed bottom-up, since gaps can be left in templates as targets for later plug operations. Also, a plug operation will fill in all occurrences of the given gap, even if they originate from different subtemplates. The more common language design of building XML values from constructors is a special case of this mechanism, since, for instance, the construction `1[X]` from XDuce corresponds to `[[<1><[g]></1>]] <[g=X]`. The plug operation has proved itself to be flexible and intuitive and can be implemented very efficiently. Also, it is convenient to write larger constant fragments in ordinary XML syntax rather than using nested constructor invocations.

3 Summary Graphs

We want to perform dataflow analysis of programs constructing XML values by plugging together templates. This key ingredient for such an analysis is a finite lattice for summarizing the state of a computation for each program point. Based on earlier experiences [11, 1], we have defined the lattice of *summary graphs*. Such a graph has as nodes the set of template constants occurring in the given program. The edges correspond to possible pluggings of gaps with strings or other templates. Given a concrete program, we let G be the set of gap names that occur and N be a set of *template indices* denoting the instances of XML template constants. A summary graph SG is formally defined as follows:

$$SG = (R, T, S, P)$$

where:

- $R \subseteq N$ is a set of *root nodes*,
- $T \subseteq N \times G \times N$ is a set of *template edges*,
- $S : N \times G \rightarrow REG$ is a *string edge* map, and
- $P : G \rightarrow 2^N \times \Gamma \times \Gamma$ is a *gap presence* map.

Here $\Gamma = 2^{\{\text{OPEN}, \text{CLOSED}\}}$ is the *gap presence lattice* whose ordering is set inclusion, and REG is the set of regular languages over the Unicode alphabet.

Intuitively, the language $\mathcal{L}(SG)$ of a summary graph SG is the set of XML documents that can be obtained by unfolding its templates, starting from a root node and plugging templates and strings into gaps according to the edges. The presence of a template edge $(n_1, g, n_2) \in T$ informally means that the template with index n_2 may be plugged into the g gaps in the template with index n_1 , and a string edge $S(n, g) = L$ means that every string in the regular language L may be plugged into the g gaps in the template with index n .

The gap presence map, P , specifies for each gap name g which template constants may contain open g gaps reachable from a root and whether g gaps may or must appear somewhere in the unfolding of the graph, either as template gaps or as attribute gaps. The first component of $P(g)$ denotes the set of template constants with potentially open g gaps, and the second and third components describe the presence of template gaps and attribute gaps, respectively. Given such a triple, $P(g)$, we let $nodes(P(g))$ denote the first component. For the other components, the value **OPEN** means that the gaps may be open, and **CLOSED** means that they may be closed or never have occurred. At runtime, if a document is shown with open template gaps, these are treated as empty strings. For open attribute gaps, the entire attribute is removed. We need the gap presence information in the summary graphs to 1) determine where edges should be added when modeling plug operations, 2) model the removal of gaps that remain open when a document is shown, and 3) detect that plug operations may fail because the specified gaps have already been closed.

This unfolding of summary graphs is explained more precisely with the following formalization:

$$unfold(SG) = \{d \mid \exists r \in R : SG, r \vdash t(r) \Rightarrow d \text{ where } SG = (R, T, S, P)\}$$

Here, $t(n)$ denotes the template with index n . The *unfolding relation*, \Rightarrow , is defined by induction in the structure of the XML template. For the parts that do not involve

gaps the definition is a simple recursive traversal:

$$\begin{array}{c}
\overline{SG, n \vdash str \Rightarrow str} \\
\frac{SG, n \vdash xml_1 \Rightarrow xml'_1 \quad SG, n \vdash xml_2 \Rightarrow xml'_2}{SG, n \vdash xml_1 xml_2 \Rightarrow xml'_1 xml'_2} \\
\frac{SG, n \vdash atts \Rightarrow atts' \quad SG, n \vdash xml \Rightarrow xml'}{SG, n \vdash \langle name atts \rangle xml \langle /name \rangle \Rightarrow \langle name atts' \rangle xml' \langle /name \rangle} \\
\overline{SG, n \vdash \epsilon \Rightarrow \epsilon} \\
\overline{SG, n \vdash name="str" \Rightarrow name="str"} \\
\frac{SG, n \vdash atts_1 \Rightarrow atts'_1 \quad SG, n \vdash atts_2 \Rightarrow atts'_2}{SG, n \vdash atts_1 atts_2 \Rightarrow atts'_1 atts'_2}
\end{array}$$

For template gaps we unfold according to the string edges and template edges and check whether the gap may be open:

$$\begin{array}{c}
\frac{str \in S(n, g)}{(R, T, S, P), n \vdash \langle [g] \rangle \Rightarrow str} \\
\frac{(n, g, m) \in T \quad (R, T, S, P), m \vdash t(m) \Rightarrow xml}{(R, T, S, P), n \vdash \langle [g] \rangle \Rightarrow xml} \\
\frac{n \in nodes(P(g))}{(R, T, S, P), n \vdash \langle [g] \rangle \Rightarrow \langle [g] \rangle}
\end{array}$$

For attribute gaps we unfold according to the string edges, and check whether the gap may be open:

$$\begin{array}{c}
\frac{str \in S(n, g)}{(R, T, S, P), n \vdash name=[g] \Rightarrow name="str"} \\
\frac{n \in nodes(P(g))}{(R, T, S, P), n \vdash name=[g] \Rightarrow name=[g]}
\end{array}$$

We define a function *close* that removes all remaining gaps in a given XML template by replacing open template gaps by empty strings and removing attributes with open attribute gaps. The language of a summary graph is then:

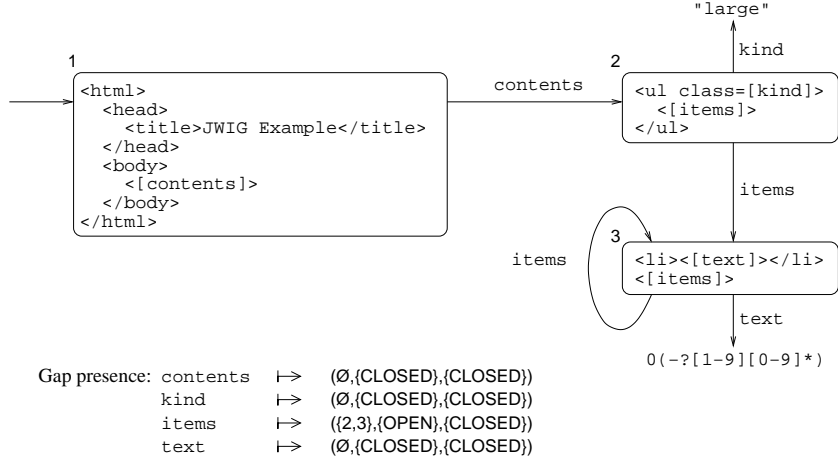
$$\mathcal{L}(SG) = \{close(d) \mid d \in unfold(SG)\}$$

Summary graphs for a given program form a lattice where the ordering is defined as one would expect:

$$(R_1, T_1, S_1, P_1) \sqsubseteq (R_2, T_2, S_2, P_2) \Leftrightarrow R_1 \subseteq R_2 \wedge T_1 \subseteq T_2 \wedge \forall n \in N, g \in G : S_1(n, g) \subseteq S_2(n, g) \wedge P_1(g) \sqsubseteq P_2(g)$$

where the ordering on gap presence maps is defined by componentwise set inclusion. This respects language inclusion: if $SG_1 \sqsubseteq SG_2$, then $\mathcal{L}(SG_1) \subseteq \mathcal{L}(SG_2)$, but the converse implication is false.

Continuing the previous example, the summary graph inferred for the XML value being shown to the client is:



It is relatively simple to define appropriate transfer functions and perform a standard monotone dataflow analysis for the JWIG language [3]. The most interesting example is the template plug operation, $z = x \llbracket g = y \rrbracket$ where y is of type XML. This operation assigns to z a copy of x where y has been plugged into all g gaps. It is modeled by the following transfer function:

$$\begin{aligned}
(R_z, T_z, S_z, P_z) = & \\
& (R_x, \\
& T_x \cup T_y \cup \{(n, g, m) \mid n \in \text{nodes}(P_x(g)) \wedge m \in R_y\}, \\
& \lambda(m, h).S_x(m, h) \cup S_y(m, h), \\
& \lambda h. \text{if } h=g \text{ then } P_y(h) \\
& \quad \text{else } (p_x \cup p_y, \text{merge}(t_x, t_y), \text{merge}(a_x, a_y)) \\
& \quad \text{where } P_x(h) = (p_x, t_x, a_x) \text{ and } P_y(h) = (p_y, t_y, a_y)
\end{aligned}$$

where

$$\text{merge}(\gamma_1, \gamma_2) = \text{if } \gamma_1 = \{\text{OPEN}\} \vee \gamma_2 = \{\text{OPEN}\} \text{ then } \{\text{OPEN}\} \text{ else } \gamma_1 \cup \gamma_2.$$

The tuples (R_x, T_x, S_x, P_x) and (R_y, T_y, S_y, P_y) denote the summary graphs that are associated to x and y at the entry point, and (R_z, T_z, S_z, P_z) is the summary graph for z at the exit point. The roots in the resulting graph are those of the x graph since it represents the outermost template. The template edges become the union of those in the two given graphs plus a new edge from each node that may have open gaps of the given name to each root in the second graph. The string edge sets are simply joined without adding new information. For the gaps that are plugged into, we take the gap presence information from the second graph. For the other gaps we merge the information appropriately.

The set of regular expressions describing computed string values are determined through a separate dataflow analysis. This analysis produces only finitely many different sets describing the strings that are plugged into templates. Thus, for a particular program, the summary graph lattice is finite, and we obtain summary graphs that conservatively describe all computed XML values at each program point. For more details see [3]. The theoretical worst-case complexity of this algorithm is $O(n^6)$, where n is the size of the program.

4 Static Guarantees in Jwig

In the Jwig system, the summary graph analysis forms the basis of an analysis tool, which operates on the compiled class files. Based on the inferred summary graphs, various static guarantees can be issued.

First we must deal with a self-inflicted problem stemming from the liberal gap-and-plug mechanism. We need to know that whenever a gap is being plugged, it is actually present in the XML value. However, this information is directly available in the gap presence map component, and a trivial inspection suffices. Note that in the special case of constructors, corresponding to `<1><[g]></1>` `<[g=X]`, this property trivially holds.

Second, we need to validate the XML values being generated. This is dependent on the XML language in question, which must first be specified. We could use ordinary DTDs for this purpose, but have instead chosen the XML schema language DSD2 [9], which is a further development of DSD [8]. We have a general algorithm that given a summary graph SG and a DSD2 schema can verify that every document in $\mathcal{L}(SG)$ validates according to the schema. The DSD2 schema for XHTML is more comprehensive than most others, since it specifies correct formats for attribute values that are URIs and includes several context-sensitive requirements that are only stated as comments in the official DTD.

The final analysis is specific to XHTML and verifies that the form data expected by the server is actually present in the last document being shown to the client.

These analyses are fully specified in [3]. They have rather high worst-case complexities, but are in practice able to handle realistic programs. The following table shows statistics for some small to largish benchmarks.

Name	Lines	Templates	Largest Graph	Total Time
Chat	80	4	(2,6)	5.37
Guess	94	8	(2,4)	7.15
Calendar	133	6	(5,14)	7.03
Memory	167	9	(7,13)	9.72
TempMan	238	13	(11,22)	7.72
WebBoard	766	32	(9,22)	9.77
Bachelor	1,078	88	(47,107)	115.64
Jaoo	3,923	198	(33,93)	36.00

To indicate the scale of each benchmark, we give the number of lines of code and the number of template constants. We also show the size of the largest summary graph computed for each benchmark by indicating the number of nodes (reachable from the roots) and the number of edges. The time, measured in seconds, is the total for inferring summary graphs and performing the three subsequent analyses.

5 Analyzing Deconstruction

The present version of the Jwig language does not contain any mechanism for deconstruction of XML values. However, the summary graph analysis can—with simple modifications—easily handle this.

We extend the Jwig language with a notion of deconstruction based on XPath [4] that generalizes most other proposals. Since we are working on XML values containing gaps, we get two variations.

The *select* expression looks like $x>[path]$, where x is an XML value and $path$ is a location path. The result is an array of XML values corresponding to those subtrees that are rooted by the elements of the computed node set. The XML value x is first closed, that is, all gaps are removed, as was the case before **show** operations. Other deconstruction mechanisms can clearly be obtained as special cases. For example, the pattern matching of XDuce corresponds to writing a selector path for each pattern variable in each case and trying them out in turn.

By exploiting the gap mechanism, we can also introduce a complementary operation that replaces parts of an XML value by gaps. The *gapify* expression looks like $x>[path=g]$, where x is an XML value, $path$ is a location path, and g is an identifier. The result is a copy of x where the subtrees rooted by the computed node set are replaced by gaps named g . Again, x is first closed. If x is the XML value:

```
<html>
  <head><title>JWIG example</title></head>
  <body>
    <ul class="large">
      <li>0</li> <li>1</li> <li>2</li> <li>3</li>
    </ul>
  </body>
</html>
```

then the result of $x>[//li[text()>'0']]$ is the following XML array with three entries:

```
{ [[ <li>1</li> ]], [[ <li>2</li> ]], [[ <li>3</li> ]] }
```

and the result of $x>[//li[text()>'0' = g]]$ is the “negative image” in form of the XML value with gaps named g in place of the selected subtemplates:

```
<html>
  <head><title>JWIG example</title></head>
  <body>
    <ul class="large">
      <li>0</li> <[g]> <[g]> <[g]>
    </ul>
  </body>
</html>
```

The summary graph analysis can be extended with transfer functions for *select* and *gapify*. In [3], the close operation only occurs in connection with **show** operations. However, because of our extensions with *select* and *gapify* we now need to model close operations separately. We must remove all gaps that might be open according to the gap presence map. To model that a template gap is removed, one simply adds a template edge to a node with an empty template. For attribute gaps, we need a small modification of the string edge component of the summary graph structure:

$$S : N \times G \rightarrow REG \times \{\div\}$$

The new element \div represents the possibility that the designated attribute might be removed. The definition of the unfolding relation is extended with a rule describing this meaning:

$$\frac{\div \in S(n, g)}{(R, T, S, P), n \vdash name=[g] \Rightarrow \epsilon}$$

To model that an attribute gap is removed in a close operation, we just add \div to the appropriate string edge. The gap presence map of the result of a close operation maps all gaps to $(\emptyset, \{\text{CLOSED}\}, \{\text{CLOSED}\})$.

The core observation when modeling select and gapify operations is in both cases that an XPath selector path can be evaluated symbolically on a summary graph. The resulting node set is represented abstractly by assigning a status to each element in all templates assigned to nodes in the summary graph. The possible status values are:

- *all*: every occurrence of this element belongs to the node set in every unfolding of the summary graph;
- *some*: at least one occurrence of this element belongs to the node set in every unfolding of the summary graph;
- *definite*: the conditions for both *all* and *some* are satisfied;
- *none*: no occurrences of this element belong to the node set in any unfolding of the summary graph;
- *don't know*: none of the above can be determined.

This forms a 5-valued logic reminiscent of the logic used when analyzing validity with respect to DSD2 schemas [3]. Based on these status values, it is straightforward conservatively to compute summary graphs for the results of select and gapify.

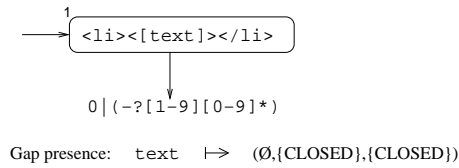
For a select expression, all subtemplates whose root elements do not have status *none* are added to the summary graph, inherit all relevant edges, and are made the only root nodes.

For a gapify expression, all subtemplates whose root elements do not have status *none* are replaced by a gap named g . If the status is *some* or *don't know*, the new gap will have a template edge to a copy of the old subtemplate. The gap presence map of the new summary graph will be

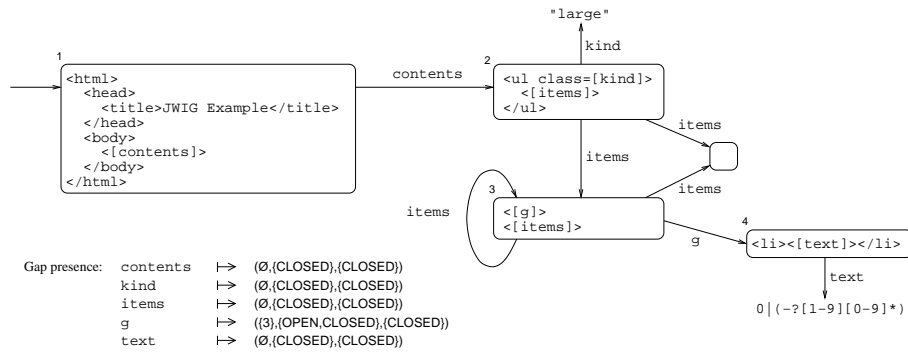
$$\lambda h. \text{if } h=g \text{ then } (hits, any, \{\text{CLOSED}\}) \text{ else } (\emptyset, \{\text{CLOSED}\}, \{\text{CLOSED}\})$$

where *hits* is the set of all template nodes containing an element with status different from *none*, and *any* is $\{\text{OPEN}\}$ if there is an element with status *definite* or *some*, $\{\text{CLOSED}\}$ if all elements have status *none*, and $\{\text{OPEN}, \text{CLOSED}\}$ otherwise.

Continuing the example from Section 4, the result of the select expression is described by



and the result of the gapify expression by



We are currently implementing the select and gapify operations and the associated extensions of the summary graph analysis in the JWIG system to test the analysis precision and performance in practice.

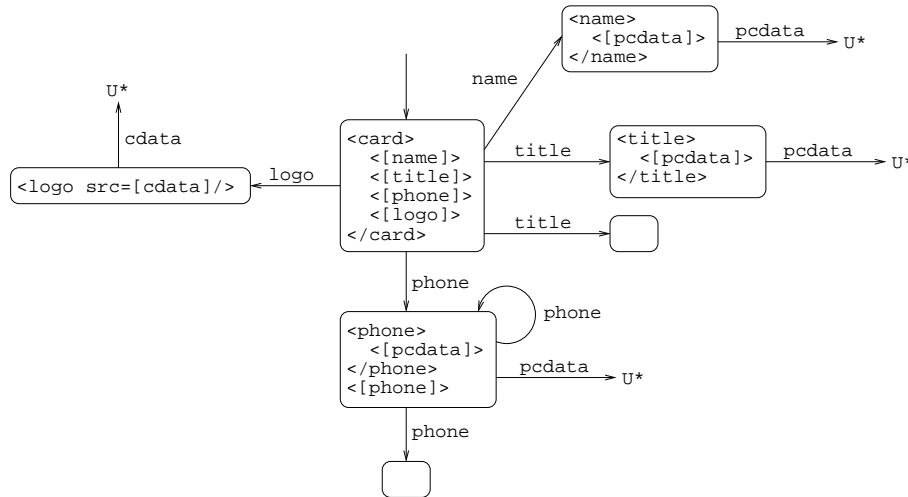
Deconstruction is mainly relevant for XML values that are imported from external sources. To obtain non-trivial analyses, we need to obtain summary graph descriptions of such values. In practice this will be done by performing automatic translations from DTDs or DSD2 schemas. We believe that such translations can be made sufficiently precise. As an example, consider the following DTD:

```

<!ELEMENT card (name,title?,phone+,logo)>
<!ELEMENT name (#PCDATA)>
<!ELEMENT title (#PCDATA)>
<!ELEMENT phone (#PCDATA)>
<!ELEMENT logo EMPTY>
<!ATTLIST logo src CDATA #REQUIRED>

```

It is exactly captured by the following summary graph:



where all gaps are closed and U is the set of all Unicode characters. For a richer schema language, such as DSD2, the translation will of course become more complex, and it will in some cases be necessary to perform conservative approximations.

6 Regular Expression Types

A summary graph can describe any context-free language of elements and character data. However, for efficiency purposes, when the result of the data flow analysis is analyzed, a regular language approximation is performed on the set of XML values described by the summary graph. Wherever a loop appear in the summary graph that might result in context-free content, the set of values described by the loop is approximated by an arbitrary number of repetitions of the contents of the loop, thus making the described value set regular.

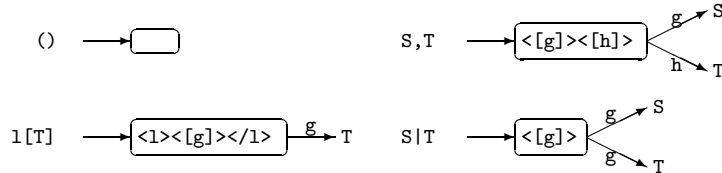
In contrast, the regular expression types of XDuce [5] have a syntactic restriction on the forms of recursion allowed between types to ensure that the sets described by the types are regular. Without this restriction, the subtyping mechanism of XDuce would not be computable.

While the regular expression types of XDuce are only concerned with elements, summary graphs can also restrict the character data appearing as element contents and the attributes of elements and their values. If we remove this information from the summary graphs, they turn out to have exactly the same expressive power as the generalization of regular expression types where the regularity restriction is removed. This is shown in the following.

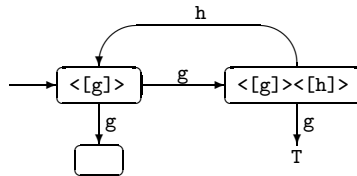
Regular expression types without the regularity restriction are essentially solutions to recursive equations using the operators $()$ (the empty value), $1[T]$ (singleton element), $S|T$ (union), and S,T (sequencing). For example, the derived operator T^* is defined by the equation:

$$X = T, X \mid ()$$

A regular expression type defines a set of XML values corresponding to all finite unfoldings. It is now a simple matter to build inductively a summary graph that defines the same set of XML values. The four operators are modeled by summary graphs as follows:

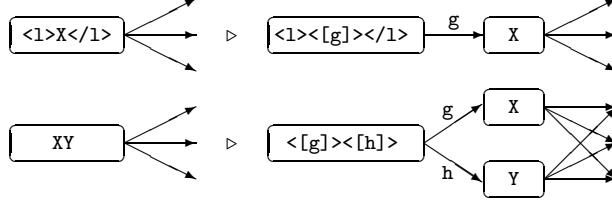


All gaps are closed in these summary graphs. An edge to a variable is modeled by an edge to the root node of the summary graph corresponding to its right-hand side. For example, the derived summary graph for T^* is:

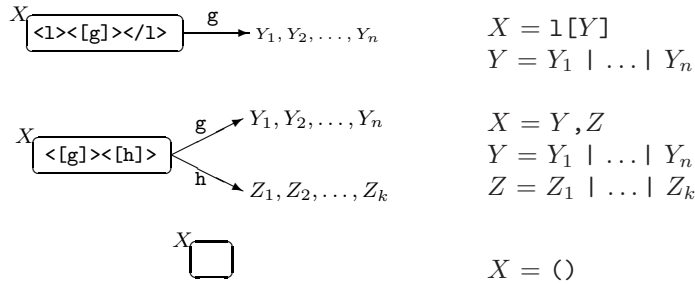


Note that the sequencing operator is associative as required in XDuce. The inverse translation is equally straightforward, but requires that the summary graph is first *normalized*. First, all open gaps are translated into closed ones by adding a template

edge to an empty template. Second, all non-empty template constants are decomposed into one of the forms $\langle 1 \rangle \langle [g] \rangle \langle /1 \rangle$ or $\langle [g] \rangle \langle [h] \rangle$. This is done by repeatedly applying the rewritings sketched by:



Given a normalized summary graph, we first assign a type variable to each node. Then we define type equations as follows:



Finally, for the root nodes R_1, \dots, R_n we define the type equation:

$$R = R_1 \mid \dots \mid R_n$$

and the type R is the final result of the translation. These two translations demonstrate the close relationship between our approach and that of XDuce.

With an appropriate regular approximation of the results, our analysis is thus able to infer regular expression types for programs that dynamically construct XML values. We are currently investigating the relationship between the types so inferred and the type rules of XDuce.

7 Conclusion

We have presented the lattice of summary graphs as a convenient means for abstracting sets of XML values during dataflow analyses of programs that dynamically construct XML documents. Summary graphs have been used in the fully implemented Jwig language. We have shown how to extend the analysis from [3] to also handle deconstruction of XML documents, and we have explained the relation between summary graphs and regular expression types.

References

- [1] Claus Brabrand, Anders Møller, and Michael I. Schwartzbach. Static validation of dynamically generated HTML. In *Proc. ACM SIGPLAN-SIGSOFT Workshop on Program Analysis for Software Tools and Engineering, PASTE '01*, June 2001.

- [2] Claus Brabrand, Anders Møller, and Michael I. Schwartzbach. The <bigwig> project. *ACM Transactions on Internet Technology*, 2(2), 2002.
- [3] Aske Simon Christensen, Anders Møller, and Michael I. Schwartzbach. Extending Java for high-level Web service construction. Technical Report RS-02-11, BRICS, March 2002. Submitted for journal publication.
- [4] James Clark and Steve DeRose. XML path language, November 1999. W3C Recommendation. <http://www.w3.org/TR/xpath>.
- [5] Haruo Hosoya and Benjamin C. Pierce. XDuce: A typed XML processing language. In *Proc. 3rd International Workshop on the World Wide Web and Databases, WebDB '00*, volume 1997 of *LNCS*. Springer-Verlag, May 2000.
- [6] Haruo Hosoya and Benjamin C. Pierce. Regular expression pattern matching for XML. In *Proc. 28th ACM SIGPLAN-SIGACT Symposium on Principles of Programming Languages, POPL '01*, January 2001.
- [7] Haruo Hosoya, Jerome Vouillon, and Benjamin C. Pierce. Regular expression types for XML. In *Proc. 5th ACM SIGPLAN International Conference on Functional Programming, ICFP '00*, September 2000.
- [8] Nils Klarlund, Anders Møller, and Michael I. Schwartzbach. The DSD schema language. *Automated Software Engineering*, 2002. Kluwer. Preliminary version in *Proc. 3rd ACM SIGPLAN-SIGSOFT Workshop on Formal Methods in Software Practice, FMSP '00*.
- [9] Anders Møller. Document Structure Description 2.0. In preparation, 2002.
- [10] Gerald Oskoboiny. W3C HTML Validation Service, September 2001. <http://validator.w3.org/>.
- [11] Anders Sandholm and Michael I. Schwartzbach. A type system for dynamic Web documents. In *Proc. 27th ACM SIGPLAN-SIGACT Symposium on Principles of Programming Languages, POPL '00*, January 2000.